

THIEL COLLEGE

2006 FOOTBALL MEDIA GUIDE



2005 PRESIDENTS' ATHLETIC CONFERENCE CHAMPIONS

Welcome to the 2006 Tomcat Football Season

TABLE OF CONTENTS

2	Thiel College Facts
3	Tomcat Athletic Program
4	Alumni Stadium at Stoeber Field
5	Thiel College Football History
6	Administrative Personnel
7	Athletic Personnel
8	Head Coach Jack Leipheimer
9, 10	Assistant Coaches
11, 12	2006 Season Preview
13, 14	2006 Numerical Roster
15	2006 Team Photo & Roster Information
16-21	Returning Letter Winners
22, 23	Returning Veterans
24-27	Opponent Information
28, 29	2005 Results & Statistics
30-35	2005 Box Scores
36	2005 Superlatives
37	2005 Honors & Awards
38	Presidents' Athletic Conference
39-41	Tomcat Record Book
42-45	Year-by-Year Records
46, 47	All-Time All-PAC Selections
48	Thiel College Athletic Hall of Fame

2006 Thiel College Football Schedule

Sept. 2	at Geneva College	7 p.m.
Sept. 9	at Alfred University (N.Y.)	1 p.m.
Sept. 16	ALBION UNIVERSITY (Mich.)	1:30 p.m.
Sept. 23	at Thomas More College*	1:30 p.m.
Sept. 30	at Bethany College*	1:30 p.m.
Oct. 7	WASHINGTON AND JEFFERSON COLLEGE* #	1:30 p.m.
Oct. 14	at Grove City College*	2 p.m.
Oct. 21	WAYNESBURG COLLEGE* \$	1:30 p.m.
Nov. 4	WESTMINSTER COLLEGE*	1:30 p.m.
Nov. 11	CARNEGIE MELLON UNIVERSITY %	1 p.m.


- Presidents' Athletic Conference (PAC) contest

All CAPITALS indicate home contest

- Homecoming 2006

\$ - Football Alumni Weekend

% - Senior Parent Recognition Day



MEDIA INFORMATION The Thiel College sports information office provides complete information and media services for the institution's 15 intercollegiate sports. The office is responsible for all public and media relations pertaining to athletics, athletic department publications, the athletic department's web site, statistical and historical record keeping for all sports and other promotional activities regarding the athletic department. The sports information office is located in the Rissell-Beeghly Gymnasium.

MEDIA CREDENTIALS Media credentials are available through the sports information office by contacting Kevin Fenstermacher by phone at 724.589.2187 or by e-mail at kfenstermacher@thiel.edu. Credentials can be picked up at the sports information office until the Friday before the game and at the ticket window of Alumni Stadium the day of the game.

PARKING Parking for the media is available in the lot behind the Rissell-Beeghly Gymnasium. You must contact Kevin Fenstermacher by 12 p.m. on Thursday to reserve a parking pass for that lot.

INTERVIEWS All interviews with college coaches, student-athletes and staff members must be arranged through the sports information office. After games, matches and other athletic events, locker rooms are generally closed to members of the media. Player and coach interviews, however, may be conducted outside locker room entrances or on the playing surface after a minimal, 10-minute cooling off period for participants (per NCAA regulations). The visiting teams will determine their locker room policies.

STATISTICS Statistics will be available in the press box at halftime. After the game, complete play-by-play and statistical summaries will be made available in the press box. Please allow 20 minutes following the end of the game for statistics to be completed. Prior to the game all statistical information may be found on the Thiel athletic website at www.thiel.edu/athletics.

GAME DAY INFORMATION Rosters, depth charts and game notes will be available online and will also be provided in the press box prior to the game.

PRACTICES Practices are generally open to members of the media. Prior notice of attendance is appreciated.



Thiel College Facts

Thiel College is a liberal arts, sciences and professional studies baccalaureate degree-granting college located on a beautiful, 135-acre, tree-lined campus in the heart of western Pennsylvania's hill country. The college is only a 90-minute drive from Pittsburgh and Cleveland — close enough for ready access to big city culture, yet distant enough to be safe and free from distractions.

Thiel is dedicated to helping you acquire the knowledge and skills needed to take the next step in your life plan. It's a place where professors are highly accessible and more involved in your growth and learning than at most colleges, not only because of our low student-to-faculty ratio, but because they really care. Our small size makes it possible for you to carve out your own special place — both in and out of class. You can become a leader of one — or more — of our 15 intercollegiate sports teams. At Thiel you'll find 50 organizations, clubs and honor societies to interest you.

Thiel's success is expressed in its career placement rate and we've been rated among the best in the United States for our math and science programs by Peterson's Top Colleges for Science. This year we are again listed as a best comprehensive college in U.S. News & World Report's *America's Best Colleges 2007* guide. Thiel is also included in The Princeton Review's 2006 edition of its *Best Northeastern Colleges* publication.

At Thiel, we are committed to the integration of technology in the learning environment, as evidenced with our technology-enhanced classrooms and facilities, wireless computing throughout the campus, and notebook computers for all students.

A fitness center offers strength training, cardiovascular equipment, aerobics space and a social center. Student residences — including our several theme houses and apartment buildings — have loftable furnishings. Our Howard Miller Student Center features a beautiful rotunda with a cafe snack bar serving Starbucks Coffee, the campus bookstore, post office, art gallery and various student services offices. Take in a game at our multi-sports complex Alumni Stadium, where athletes compete on synthetic turf.

As a forward-thinking community, we are excited about our future. We're growing because our commitment to student success has never been stronger. Come visit for the day and share in our excitement as we continue to grow in our ability to help you reach your dreams.

Whether you are already a shining star or still searching to find your place in the universe, we will engage you where you are and show you pathways to excellence.



Why Tomcats?

Through 1923 Thiel athletic teams were known as the Huskies. But in 1924, greatly impressed by the spirit of the Thiel football team, Carnegie Tech head coach Wally Steffen observed that "they played like wild wild cats". This prompted Melvin A. Blair of the *Greenville Record Argus* to report, "Thiel played like Tom's cats," in reference to head coach Dr. Thomas Holleran, a Greenville dentist and former all-American at the University of Pittsburgh. Thereafter the Thiel "Huskies" became known as the Tomcats, a tribute to Dr. Holleran.



Thiel College sponsors 15 intercollegiate sports with 13 of those sports associated with Division III of the National Collegiate Athletic Association (NCAA) and the Presidents' Athletic Conference (PAC).

Comprised of eight select private colleges - Bethany College, Grove City College, Saint Vincent College, Thiel College, Thomas More College, Washington and Jefferson College, Waynesburg College and Westminster College - the PAC remains a unique organization in this day of high pressure intercollegiate athletics. With academics at the center of each member's philosophy, the PAC is built on the principle that an athletic program is a part of college life, but not an entity in itself.

The PAC expanded to seven members in 2005 with the addition of Thomas More, formerly an NCAA Division III independent. Saint Vincent College, an NAIA member, will join the conference as its begins provisional membership status in NCAA Division III in 2006-07. Another NAIA member, Geneva College, will become the conference's ninth member and begin league play as it begins NCAA Division III provisional membership in 2007-08. Chatham College will become the league's 10th member, also in 2007-08. Men's teams compete in baseball, basketball, cross country, football, golf, soccer, tennis, and indoor and outdoor track. Women's teams compete in basketball, cross country, golf, soccer, softball, tennis, volleyball, and indoor and outdoor track.

Thiel had 59 student-athletes named to the PAC Academic Honor Roll during the 2005-06 academic year. The PAC Academic Honor Roll honors student-athletes on winter and spring varsity sports teams who have earned a gradepoint average of 3.6 or higher on a 4.0 scale during the semester.

The Tomcat football team posted its first PAC championship since 1972 in 2005, finishing the year 11-1 and making its first-ever appearance in the NCAA Division III playoffs.

The wrestling team has won six consecutive and 13 of the last 15 PAC titles. Two Tomcats earned all-American honors in 2005 while one wrestler was named a NWCA Division III Scholar all-American.

The men's and women's track and field teams combined for 29 first-team all-PAC selections at the 2006 PAC Championships.

Men's Programs


- Baseball
- Basketball
- Football
- Indoor Track & Field
- Outdoor Track & Field
- Soccer
- Wrestling

Women's Programs

- Basketball
- Indoor Track & Field
- Outdoor Track & Field
- Soccer
- Softball
- Volleyball

Co-Ed Programs


- Cheerleading
- Dance



Dorran Coley
2006 NCAA Division III All-American



Amber Bodrick
2006 D3hoops.com all-Great Lakes region



Corey Murphy
2005, 2006 NCAA Division III National Qualifier

Alumni Stadium at Stoeber Field




Aptly named Alumni Stadium at Stoeber Field for the outpouring of financial support from Thiel alumni, the facility – which opened with the Tomcats' first game of the 2001 season against Capital University – was officially dedicated during Homecoming week-end on Saturday, Sept. 29, 2001. Alumni Stadium envelops Stoeber Field, named after legendary Thiel coach Jack Stoeber.

The FieldTurf synthetic grass, which is 2-1/2 inches long, is embedded in a sand and crumbled rubber mixture and placed over graded stone. Similar to turf at facilities such as Tropicana Field in Saint Petersburg, Florida and the University of Nebraska, the new turf technology sets Thiel apart from many others in Division III.

Some highlights of Alumni Stadium at Stoeber Field are the red brick entrance and ticket booth area, wrought iron fencing surrounding the stadium, a hospitality center which houses a memorabilia shop, a concession stand and seating for 1,400.

"The installation of Field Turf at Alumni Stadium was a great decision by Dr. Lance Masters and the administration. Not only is it a great surface for football and soccer, but it has enabled the school to expand the intramural programs - it is truly a multifunctional facility," states Tomcat head football coach Jack Leipheimer.

The stadium is also the home for the Victory Bell, which was originally part of Ridgeway Hall, a farmhouse that was bought by the college in 1876 and enlarged in 1881 to be used for the dining hall. The bell was used to call students to meals and later to announce athletic victories. After Ridgeway Hall was razed in 1955, the bell was placed on its own stand near where it had been as part of Ridgeway Hall until the mid-1970s, when it was moved to the Passavant Center, where it was used to call students to worship.



A Brief History of Thiel College Football

1892

Thiel College participates in its first intercollegiate football game by taking on Grove City College on Thanksgiving Day. Thiel loses the game 48-0.

1893

Thiel, known then as the "Huskies," picks up its first-ever intercollegiate win with a 6-0 victory over Allegheny College. The Huskies have a Thanksgiving Day rematch with Grove City, but unfortunately lose to their Mercer County rival 28-0.

1894

Thiel has its first winning season under Coach Hildum. The Huskies win four and lose three, including an 86-0 thrashing of Fredonia Institute. The 86 points are still an all-time Thiel record.

1898

Led by player-coach J. Miller Hilbish, the Huskies set a record for wins in a season with five. Hilbish teaches the players to know their positions, run interference and use trick plays against more talented teams.

1899

The Huskies are refit with moleskin cloth suits and other articles by businessmen of Greenville. Thiel also joins the Intercollegiate Athletic League (IAL), along with Westminster College, Geneva College and Allegheny. Thiel finished third in the IAL that year.

1902

On Sept. 23, the Thiel faculty issues its Football Manifesto, which prohibits the playing of football at Thiel. In reply, some students gather on a roof and sing, "In Heaven above where all is love/There will be no faculty there."

1911

The Football Manifesto is lifted and football resumes at Thiel. Led by co-coaches Nathan Harter (for whom Harter Hall is named) and Asher F. Shupp, the Huskies finish the season 1-1. A loss to Grove City and a win against Edinboro highlights the second coming of the "first season of Thiel Football."

1916

Loyal Thiel students walk a 55-mile distance to Beaver Falls to see Thiel play Geneva to a 0-0 tie. The students travel as far as Ellwood City on Friday and finish their journey Saturday morning.

1918

The Thiel football team, led by Coach Herbert "Hub" Lynch, plays only one game, a 27-0 loss to Grove City, before dropping the rest of the schedule due to World War I.

1924

Head Coach Tommy Holleran takes the Huskies to Pittsburgh to face Carnegie Tech. Thiel is defeated 22-0, but puts up such a fight that Wally Steffen, head coach of Carnegie Tech, says that the team "played like Wildcats." This leads Melvin A. Blair, sports editor of the Greenville Record-Argus, to report that "they played like Tom's Cats." The name sticks and the athletic teams at Thiel are known as the Tomcats from then on.

1932

John B. Stoeber takes over the head coaching reins of the Tomcats. Although Thiel ends the season 3-6 in his first year, Stoeber remains the head coach until 1955, compiling a Thiel-record 75 wins in his 19 seasons.

1941

The Tomcats post their first undefeated season in school history with a 7-0 record. Thiel dominates their opponents by posting six shutouts and allowing only seven points the entire season.

1942-45

Football is halted for the duration of World War II. It is the first gridiron stoppage at Thiel since 1918.

1946

The Tomcats pick up where they left off in 1941 by posting their second-straight 7-0 season. Although the Tomcats allow more than seven points, they still record three shutouts, including a 2-0 win over Slippery Rock State College.

1950

Thiel rolls to their third and last perfect season in school history to date. The Tomcats finish at 7-0 with five shutouts while outscoring their opponents 206-13. During the season they set the modern single game scoring record with 61 points against Lycoming College.

1955

Joe DiFebo, captain of Stoeber's 1941 team, takes over as Thiel's new head coach. DiFebo carries on the winning tradition with a 6-1 record.

1958

Thiel joins the Presidents' Athletic Conference in the fall of 1958, along with Allegheny, Washington and Jefferson College and Bethany College.

1967

The Tomcats win their first PAC title with a perfect 6-0 conference mark under second-year head coach Jim McCullough.

1972

McCullough leads the Tomcats to their second PAC football title with a 6-1 conference record.

1981

In their win against Case Western Reserve University on Sept. 26, the Tomcats set then-PAC records with 451 yards of rushing and 676 yards of total offense.

1991

First-year head coach Charlie Giangrosso leads the Tomcats to their first winning season since 1979 with a 5-4 record.

1999

The Tomcat football team makes its first international appearance, traveling to Munich, Germany. Thiel returns to the U.S. victorious over the Landsberg Express semi-pro team.

2004


The Tomcats travel to Canada and defeat the University of Toronto at Lamport Stadium. The team finished with a 7-3 overall record and second in the PAC with a 4-1 mark. The Tomcat's last seven-win season was in 1972 (7-2) as Thiel recorded its second PAC championship.

2005

Under the direction of fifth-year head coach Jack Leipheimer, the Tomcats post an unblemished 10-0 regular season mark, win the PAC title for the first time since 1972 and make the program's first-ever NCAA Division III playoff appearance. After posting a 28-3 home victory over Johns Hopkins University in the opening round of the Division III playoffs the Tomcats suffer a 24-13 loss at Alumni Stadium to Bridgewater College in the second round to finish the year with an 11-1 record.



Jack Stoeber



Charles Scafuri '60



Dante Darby '03


Thiel College, initially focused on ministry for the Evangelical Lutheran Church in America, was founded as Thiel Hall in Monaca, Pa. in 1866 and chartered by the Commonwealth of Pennsylvania in 1870. In 1871 the college moved to Greenville where it has remained ever since. The first football game was played against Grove City College in 1892.

The years from 1902-1910 are referred to in Thiel College history as the "Football Manifesto". There are some differing accounts as to why Thiel stopped playing football for this eight year period - but the most accurate history is probably found in *The History of Thiel College, 1866-1974*. Reportedly, a faculty manifesto was passed declaring football "too violent", causing the students to refer to these years as the Football Manifesto. The faculty relented in 1910 after eight years of student protest and in 1911 Thiel fielded a football team for two games, one versus Grove City College and one versus Edinboro College (now Edinboro University). The second period of time when Thiel did not have a football team was from 1942-1945, during the United State's participation in World War II.


In the 101 seasons of Thiel's football history, many important events and firsts have occurred. For example, the first football game designated a "Homecoming game" was in 1915 on Thanksgiving weekend versus Hiram College. The Tomcats prevailed 28-13 and afterwards a banquet was held with entertainment by the college orchestra. Other milestones include: the first Thiel win: 1893 vs. Allegheny, 4-0; the 100th Thiel win: 1936 vs. Allegheny, 6-0; and the 300th Thiel win: 2001 vs. Grove City, 40-27.

The most celebrated individual in Thiel's football history is without a doubt Coach Jack Stoeber. Coach Stoeber served as Head Football Coach from 1932-1941 and again from 1946-1954. He amassed 75 wins in that time and went on to win the Dapper Dan award for outstanding contributions to athletics in Western Pennsylvania, the Greenville Man of the Year award, the National Recreation Association award for distinguished service in community recreation and numerous coach of the year awards. Coach Stoeber's career at Thiel also included stints as professor of German, head men's basketball coach, dean of men and director of athletics.

The remarkable history of excellence and achievement is remembered as the building blocks for today's Thiel football players. Except for the two periods without football teams during Thiel's history, varsity football has been played every year since 1892, and this year marks the celebration of the 102nd season of Thiel football.



Mike Donato '71



Players from the 1898 team



Dick Mamajek '58

Administrative Personnel



Lance A. Masters, Ph.D., C.M.E.
President and CEO

Dr. Lance Masters began his services as 17th president of Thiel College in January 1999. Upon his arrival, he was charged with taking the college to new levels – and into the 21st century. In just six years, enrollment has increased dramatically, from 825 to 1250, with the Fall '05 the largest in the history of the college. Under Dr. Masters' leadership, the college has invested more than \$20 million in campus improvements and additions, including adding apartments and theme houses, replacing all of the furnishings in the Academic Center, Science Hall, and all residences, first wiring the campus for the Internet and cable TV and now putting a new notebook computer in the hands of every student, building and outfitting the Paul Bush Fitness Center, Alumni Stadium, and now constructing Thiel's first free-standing place of worship, the David Johnson Memorial Chapel. In 2002 Dr. Masters, in conjunction with the Board of Trustees and the campus community, launched a long-range strategic planning process to ensure the continued and future success of Thiel College.

He previously served as a tenured professor and chair in the department of marketing and entrepreneurship at California State University, Hayward, and associate dean, professor, associate professor and assistant professor at the School of Business and Public Administration, California State University, San Bernardino. Dr. Masters also taught at the University of California Riverside and the Claremont Graduate University. He has traveled extensively as a visiting professor at the Academy of National Economy under the Government of the Russian Federation in Moscow, Russia; The United Institute of International Education, Hong Kong; and the University of Otago, Dunedin, New Zealand.

Dr. Masters also has extensive experience in business and enterprise, including more than 20 years of combined service as a partner in an international management consulting and training firm in the Silicon Valley, corporate director of marketing for a major food processing company, corporate economist and marketing planning manager for a motor vehicle manufacturer, and regional controller for a transportation services firm. He has also extensive experience in corporate governance through service on several boards of directors of both profit and not-for-profit organizations, including three separate secretariats.

Dr. Masters earned his Ph.D. in executive management and the MA in management from the Peter F. Drucker Graduate Management School of The Claremont Graduate University, Claremont, California; a MBA in marketing and finance from California State University San Bernardino, and his BA (honors) in economics from University of California, Riverside. He earned a CME (certified marketing executive) title from The Accreditation Institute of Sales and Marketing Executives International, Atlanta, Georgia, and the University of Memphis.

Dr. Masters is a member of three national honor societies: Beta Gamma Sigma, Mu Kappa Tau and Alpha Mu Alpha. He is also a member of several operative and honorary Masonic bodies, including York Rite, 33rd degree Scottish Rite, DeMolay Legion of Honor, various research lodges and he is a Shriner. He enjoys reading, fine cooking, entertaining and live music of all kinds.

He is married to Dr. Brenda J. Ponsford, Professor and Chair of Marketing at Clarion University of Pennsylvania. He has two sons, George and Chase Masters, and two grandchildren, Evelyn and Logan Masters of Irvine, California. Dr. Masters, his wife, and second grader son, Chase, reside in Greenville, Pennsylvania, and are members of Holy Trinity Lutheran Church.

Thiel College Presidential Cabinet



Don Achenbach '77
Associate Vice President for
Facilities, Planning
and Analysis



**The Rev. Dr.
Paul A. Baglyos, Ph.D.**
Campus Pastor



William J. Beil
Vice President for Auxiliary
Enterprises and Chief
Technology Officer



Roseanne Gill-Jacobson
Vice President for Student
Success and Engagement,
Chief Student Services Officer
and Dean of Students



David Grober
Vice President for
College Advancement




Scott Hartle
Vice President for Finance
and Chief Financial Officer



Mervin E. Newton, Ph.D.
Interim Dean of Faculty



Dr. Jeffrey Welsh, Ph.D.
Vice President for
Academic Affairs and
Chief Academic Officer



Tomcat Athletic Personnel



Evan Agona
Assistant Baseball Coach



Barbara Blue
Assistant Men's and Women's
Track and Field Coach



Steve Brewer
Head Volleyball Coach



Luis DeJesus
Assistant Athletic Trainer



Kevin Fenstermacher
Assistant Athletic Director
Sports Information Director
Compliance Coordinator



Mary Kate Fowkes
Assistant Volleyball Coach



Roseanne Gill-Jacobson
Athletic Director



Darren Kaus
Head Athletic Trainer



Jack Leiphelmer
Assistant Athletic Director
Head Football Coach



Jeff Linn
Assistant Wrestling Coach



Tim Loomis
Head Men's
Basketball Coach



John Marzka
Co-Intramurals Director
Assoc. Head Football Coach



Dr. Chris Molnet
Faculty Athletic
Representative



Clyde Morgan
Head Men's and Women's
Track and Field Coach



Jennifer Morgan
Assistant Women's
Basketball Coach



Kurt Reiser
Facilities Manager
Assistant Football Coach



Joe Rossi
Co-Intramurals Director
Assistant Football Coach



Lynsey Rossi
Head Cheerleading
and Dance Coach



Amy Schafer
Head Softball Coach



Joe Schaly
Assistant Athletic Director
Head Baseball Coach



Andre' Smith
Assistant Men's
Basketball Coach



Jeurrell Smith
Assistant Men's and Women's
Soccer Coach



Samantha Steele
Assistant Softball Coach



Ed Topoleski
Assistant Sports Info. Director



Artina Trader
Senior Woman Administrator
Head Women's
Basketball Coach



Craig Thurber
Head Wrestling Coach
SAAC Advisor



Kevin Wilhelm
Head Men's and Women's
Soccer Coach

Head Coach Jack Leipheimer



Entering his sixth season as the Tomcat's head coach, Jack Leipheimer has returned Thiel football back to prominence by leading Thiel to its most successful season in school history in 2005. After posting an undefeated regular-season record (10-0) and leading the Tomcats to their first NCAA Division III playoff berth in 2005, Leipheimer was named the Presidents' Athletic Conference (PAC) Coach of the Year, the AFCA (American Football Coaches Association) Division III Region II Coach of the Year and the Football Gazette's South Region Coach of the Year. He guided Thiel to an 11-1 overall record, the program's first Presidents' Athletic Conference (PAC) title since 1972, its first undefeated regular season since 1950, its first-ever playoff victory, and final season rankings of number 15 in the Football Gazette's Top 40, number 16 in the AFCA

Coaches Poll, and number 17 in the D3 Football.com Top 25 poll. The Tomcats tied or set 24 school records in 2005 and have posted an overall record of 18-4 over the past two years.

Leipheimer has led the resurgence through a solid recruiting effort and strong emphasis on academics. Twenty-nine players attained a 3.0 or higher GPA while eight were named to the PAC Academic Honor Roll (attaining a 3.6 or higher semester GPA) during the fall of 2005.

Over the past five seasons Thiel has had 80 all-Conference selections, 18 players named all-Region, 11 players named all-American and three players named Academic all-American. Thiel has also had 20 players earn PAC Player of the Week honors and set or tied 56 school records.

A 1974 Thiel graduate, Leipheimer was a four-year letter winner and three-year starter at tight end, earning all-PAC accolades in 1973. He was a member of the 1972 squad that registered the college's second PAC title with a 6-1 conference mark. He was also a three-year letter winner with the Tomcat baseball squad, playing both catcher and first base.

Leipheimer enters his 32nd year of coaching and his 23rd at the collegiate level. Before arriving at Thiel he served as an assistant coach at Allegheny College for 17 years, with the last 12 seasons as the defensive coordinator. He began his coaching career in 1975 as the offensive coordinator at the Bullis School, Potomac, Md. He then served as the defensive coordinator at Trinity High School, Garfield Heights, Ohio, from 1976-1978, and as head coach of the former Kennedy Christian High School, now Kennedy Catholic, Hermitage, Pa., from 1979-1984.

During his 12 seasons as Allegheny's defensive play-caller (1989-2000), the Gators tallied an impressive overall record of 106-23-1, including 22 shutouts. Leipheimer's defensive schemes helped the Gators win the NCAA Division III National Championship in 1990, and six North Coast Athletic Conference (NCAC) Championships. At Allegheny Leipheimer coached 70 All-North Coast Athletic Conference (NCAC) defensive players, 43 of whom were named to the first team and 22 defensive All-Americans.

Jack and his wife, Patti, reside in Greenville. They have two daughters: Shanna Bossler, a 2002 Thiel graduate and Krista, a 2005 graduate of the University of Pittsburgh.

The Leipheimer File

Personal

Who: John A. "Jack" Leipheimer
Born: January 30, 1953
Residence: Greenville, Pa.
Wife: Patti
Daughters: Shanna and Krista
Alma Mater/Year: Thiel College '74
Degree: BA, History
High School: Hickory High School, Sharon, Pa.


Coaching Experience

- THIEL COLLEGE
Head Coach (2001-)
- ALLEGHENY COLLEGE
Secondary Coach & Defensive Coordinator (1984-2000)
- KENNEDY CHRISTIAN (PA) HIGH
Head Coach (1979-83)
- TRINITY (OH) HIGH
Defensive Coordinator (1976-78)
- BULLIS SCHOOL (MD)
Offensive Coordinator (1975-76)

Career as a Head Coach

Years: 5
Games: 52
Overall record: 26-26 (.500)
PAC record: 14-11 (.560)





Frank Amato

Secondary (Cornerbacks)

Frank Amato enters his 13th season as a Tomcat assistant and will work primarily with the cornerbacks. A former head coach at Reynolds High School, Amato amassed a record of 156-58-9 (.700) during his 23-year tenure.

He is a 1960 graduate of Purdue University and played defensive back for the Boilermakers from his sophomore through senior years. In 1974 he

earned a master's degree from Edinboro University.

Amato and his wife, Patti, have six grown children.



Bill Brest

*Assistant Offensive Coordinator
Running Backs*

With 21 years of coaching experience, Bill Brest enters his ninth season with the Tomcat football program. Brest is responsible for the running backs and will serve as assistant offensive coordinator.

Brest, a 1989 Slippery Rock University graduate, went on to earn a master's degree from his alma mater in 1996. He coached at Mercer High School,

Slippery Rock High School, and from 1989-1997, was an assistant football coach at Hickory High School. While at Hickory he served as offensive coordinator as well as both the offensive and defensive line coach. In 1989, Brest was part of the Hickory staff that led the team to a PIAA State Championship. He also served as Hickory's head track and field coach for five years.

Brest and his wife, Diane, have three children: Carly, Kendall, and Anthony.



Dante Darby

Outside Linebackers/Junior Varsity Assistant

Dante Darby enters his second season on the Tomcat coaching staff and will work with the outside linebackers and defensive ends. Darby is a 2003 Thiel graduate and was a four-year starter and four time all-PAC selection as a linebacker. In 1999 he was selected to the Lutheran Brotherhood all-American team. Darby is currently second on

the all-time tackles chart with 322, third in career tackles for loss (42.5) and is currently tied for the single season tackles for loss mark with 17. Darby currently serves as a Multicultural Affairs Advisor on campus.



John Harakal

*Defensive Line
Junior Varsity Defensive Coordinator*

John Harakal begins his fifth season as a member of the Tomcat coaching staff and is responsible for the defensive line. He will also serve as defensive coordinator for the junior varsity team. A 2002 Thiel graduate, Harakal was a four year letter winner as a fullback with the Tomcats.



Jonathan Howson

Assistant Defensive Line

Jon Howson begins his first season as a member of Coach Leipheimer's staff and will assist Coach Harakal with the defensive line.

Howson, a 2006 Thiel graduate, is the program's all-time leader in tackles for loss (53.5) and is second in career sacks (25.0). He was named to the all-PAC first team following the 2005 season after being recognized as a second team selection in

2003 and 2004 and a honorable mention pick in 2002.



John Marzka

*Associate Head Coach
Offensive Coordinator/Quarterbacks*

John Marzka begins his sixth season on the Tomcat coaching staff as the associate head coach, offensive coordinator and quarterbacks coach.

Marzka, a 1991 Allegheny graduate, began his coaching career at his alma mater, serving as the offensive line coach from 1992-1997 and then

offensive coordinator for his final two seasons with the Gators. During that time the Gators compiled a record of 55-9, won four NCAC Championships, and made four NCAA playoff appearances. He then moved on to Division I-AA Fordham University to serve as the offensive coordinator in 1998.

As a three-year letter winner with the Gators Marzka was a two-time all-NCAC first team selection and was twice named an all-American as an offensive center. He also co-captained the Gators' 1990 Division III National Championship team.

Marzka and his wife, Diane, reside in Greenville and have one son, Riley John.



Tom McEntire

Wide Receivers

Tom McEntire begins his first season as a member of the Tomcat coaching staff. He will serve as the team's wide receivers coach.

McEntire, a 2006 Thiel graduate, was a three-year letter winner with the Tomcats. After beginning his career as a quarterback, McEntire was shifted to wide receiver and finished sixth all-time in receptions with 92. He is also fourth in receptions

in a season (54, 2005) and seventh in receiving yards in a season (668, 2005). McEntire was named an Honorable Mention all-PAC selection following the 2005 season.

Assistant Coaches



Seth Myers

Video Coordinator

Seth Myers is in his second season as a member of the Tomcat football staff. Myers will be responsible for all aspects of video coordination for the football team, which includes filming practice and games, video cut-ups, highlight tapes, video copies and handling exchanges.

Myers, a three-year starter at linebacker at Muhlenberg College, graduated in 1999 with a bachelor of arts degree in art. During the spring semester of 1998 Myers attended Goldsmiths College of the University of London. After Muhlenberg he went on to earn his masters of fine arts degree from the San Francisco Art Institute in new genres in 2003.

In the spring of 2006 Seth began serving as an adjunct professor at Thiel and now currently works as a lecturer for the Art Department.



Barry Oman

*Volunteer Assistant Coach
Secondary - Safeties*

Barry Oman enters his sixth season as a volunteer assistant coach at Thiel and will be working primarily with the safeties. Oman earned his bachelor's degree from Thiel in 1974 and his master's degree from Youngstown State University in 1986.

He was a two-time all-PAC first team selection as a free safety for the Tomcats and is third on the school's all-time interceptions list with 13. Oman was inducted into the Thiel Athletic Hall of Fame in February, 2006. He and his wife, Linda, have two children: Ryan and Lauren.



Kurt Reiser

*Offensive Line
Strength & Conditioning Coordinator*

Kurt Reiser begins his sixth season as a member of the Tomcat coaching staff. Responsible for the offensive line, Reiser also serves as the team's strength and conditioning coordinator. He is also the director of the Paul Bush '66 Memorial Fitness Center on campus.

Prior to arriving at Thiel, Reiser was the offensive coordinator at Leyden High School, Chicago, for six years. A 1993 Allegheny graduate, he earned his master's degree from DePaul University in 1997. With the Gators, Reiser was a three-year starter at tight end and was a two-time all-NCAC selection and an all-American. Reiser was also a starter on the Gators' 1990 National Championship team.

He and his wife, Nancy, have two sons and a daughter: Ben, Ethan, and Ellie.



Joe Rossi

Defensive Coordinator/Linebackers

Joe Rossi begins his sixth season with the Tomcats and his fourth as the defensive coordinator while also working with the linebackers. He is also involved with the intramural programs on campus. Rossi is a 2001 Allegheny graduate where he was a four-year starter along the defensive line and a three-time all-NCAC selection.

Rossi holds the current Gator record for sacks in a single season with 12. He is married to Lynsey Rossi, the head cheerleading and dance coach at Thiel.



P.J. Volker

*Assistant Running Backs
Recruiting Coordinator*

P.J. Volker begins his first season as an assistant coach with the Tomcat program. Volker, a 2005 graduate of the College of Mount Saint Joseph, earned a bachelor's degree in business administration and was a linebacker and three-year captain for the Lions.



Anthony McCafferty

*Student Assistant
Defensive Assistant*

Anthony McCafferty is in his second season as a student assistant with the Tomcat program.



Nelton Neal

*Student Assistant Coach
Offensive Assistant (Offensive Line)*

Nelton Neal begins his first season as a student assistant coach with the Tomcat program. Neal started 34 games along the offensive line during his time as a player at Thiel, earning first team all-PAC honors in 2003 and 2005.



Aaron Zane

*Student Assistant Coach
Defensive Assistant (Linebackers)*

Aaron Zane is in his first year as a student assistant coach with the Tomcats. Zane started 15 games during his career as an outside linebacker, earning all-PAC honorable mention recognition following the 2005 season.

The Tomcats' experience during the 2005 season was certainly a trip into uncharted waters. In 2005 Thiel posted an unblemished 10-0 regular season record, the program's first-ever NCAA Division III playoff victory and their first Presidents' Athletic Conference (PAC) title since 1972, but a number of key producers from last season's 11-1 squad will no longer be wearing the blue and gold. A solid nucleus of 16 starters return, however, for the 2006 campaign and they possess the knowledge and understanding of what it takes to be mentioned among the top teams in Division III.

"Being selected to participate in the NCAA Division III playoffs last year was a tremendous honor and it is a testament to the dedication, hard work, and commitment of our players, coaching staff, and administration. The experience was one last year's seniors will never forget and has provided tremendous incentive for our returning players in their off-season preparations," said sixth-year head coach Jack Leipheimer. Gone this year are perhaps the three most productive offensive players in the history of the program in quarterback Darrell Satterfield, wide receiver Brandon Chambers and offensive tackle Dave Hendricks. Satterfield is tops in career touchdown passes (46) and second in both career passing yards (4870) and career pass completions (375) while leading the Tomcats to an 18-4 (.818) record in his two seasons as a starter. Chambers holds the majority of receiving records, including career receptions (203), career receiving yards (3,111) and career touchdown receptions (34). Hendricks started a total of 44 games during his career, anchoring an offensive line that helped the Tomcats average more than 400 yards of total offense per game in 2005. Thiel will also be without a number of defensive standouts from years past, including ends Jon Howson and Kevin Strouse. Howson finished as the career tackles for loss leader (54.0) and is second all-time in sacks (25.0) while Strouse recorded a single-season best 17.0 tackles for loss and 9.5 sacks during his senior season.

"One of the most rewarding parts of the coaching profession is to see young men mature and develop solid character and leadership traits, which enables them to graduate and become Big Play Makers in their families, churches, and communities. Our program's success is the direct result of all of the seniors who have graduated from our program - their impact will be felt for a very long time," said Leipheimer.

OFFENSE

Junior tailback Steve Minton returns to pace a potent offensive attack after rushing for 1,066 yards and 19 touchdowns a year ago, becoming the school's first-ever 1,000 yard rusher. Heading into just his third season at Thiel, Minton needs just 537 yards to surpass Jackie Jackson '96 as the program's all-time rushing leader (2,537) and six touchdowns to pass Jackson (31) as the all-time rushing touchdown leader. Following the 2005 season Minton was named to the first-team all-South region squad and honorable mention all-American by the Football Gazette and earned second-team all-South region accolades by D3football.com.

Also returning to the backfield is sophomore tailback Dan Hess, who put together a terrific freshman campaign with 635 yards and four touchdowns. His most productive stretch came at the end of the season as he replaced an injured Minton. Hess posted 169 yards on 32 carries with a touchdown in the Tomcats' 50-48 triple-overtime win at Carnegie Mellon University in the regular-season finale before recording 147 yards on 30 attempts with a touchdown in Thiel's 28-3 victory over Johns Hopkins University in the opening round of the NCAA Division III playoffs.


"We are very excited to open the 2006 season with a healthy Steve Minton and a quality back like Dan Hess - they compliment each other very well, and I believe will enable us to always have a fresh set of legs on the field. Steve is as tough an individual I have ever been around, and Dan is one of the strongest and hardest workers on our team. In addition, fifth-year senior Jeremiah Conley is ready and waiting to make his contribution," said Leipheimer.

Senior Greg Gustovich will enter the season at fullback after appearing in all 12 games for the Tomcats a year ago.

Senior quarterback Billy Blankenship looks to have won the starting spot with a good showing in spring workouts. In seven career games, Blankenship has completed 15-of-38 passes for 156 yards and two touchdowns. Also looking to compete for the starting quarterback spot this season are sophomores Andrew Kimmy and Chris Ault.

"Our quarterback must be able to make good decisions and take great care of the football. Billy has demonstrated he can do that, and with his athleticism and ability to run with the football, he provides us with another dimension. He has a tremendous understanding of our offense and has prepared very well for this opportunity. More importantly, Billy has earned the respect and confidence of the entire team with his preparations," said Leipheimer.


The offensive line returns three veterans in senior guards Ricky Gable and Rock Davis, along with junior center Jimmy Fawcett. The Tomcats have a pair of three-year starters in Gable and Davis while Fawcett comes back for his second season as a starter.



Junior tailback Steve Minton



Sophomore tailback Dan Hess



Junior defensive end Chris Lorber



Senior middle linebacker Jeff Wagner

With Hendricks and Nelton Neal absent from their usual tackle spots, the Tomcats will look to fill one of the voids with senior Percy Sweeting. Sweeting had a terrific spring and has solidified his spot along the line while the other spot is up for grabs.

"There is no disputing the fact that in order to have a productive offense you must have a dominating offensive line. They are the backbone of any football team. We are excited to have three solid veterans returning and believe they will provide the leadership necessary for us to be successful," said Leipheimer.

Senior Jon Kutterna returns as the starting tight end after catching 14 passes for 116 yards and a touchdown last season. Kutterna also handles the long-snapping duties for the Tomcats.

With Chambers gone and Tom McEntire now a member of Leipheimer's staff, the Tomcats are without a tandem of wide receivers that combined for 144 catches, 2,056 yards and 19 touchdowns.

Junior Marc LaScola contributed 26 receptions for 465 yards and four touchdowns last season while junior Brett Helman, who will be in his first full season as a wide receiver, caught six passes for 86 yards and rushed for 94 yards between positions last season. Junior John Adams will push for an expanded role in the Tomcat offense while sophomore Tim Van Horn is also on the radar at wide receiver.

"There is no doubt we lost two quality receivers last year in Chambers and McEntire. However, Marc and Brett saw plenty of action and did an outstanding job as well. They both understand the offense and can not only catch the ball, but are solid blockers. We feel John Adams and Tim Van Horn will also make solid contributions as they both possess a solid understanding of the offense, and Van Horn may have the best hands on the team," said Leipheimer.

DEFENSE

The defense, despite looking thin on paper with the loss of Howson, Strouse, outside linebackers Tom Wozniak and Aaron Zane and safety Shaun Jackson, returns an ample amount of starters along with a number of players looking to make a name for themselves after impressing last season.

Senior middle linebacker Jeff Wagner returns as the defensive play-caller after leading the team in tackles (75.0) last year. Junior Mike Stimac, who appeared in all 12 games and made a number of starts in place of Wozniak, and senior Chris Hlinka will head into camp entrenched as the starting outside linebackers. Stimac and Hlinka will be pushed throughout the preseason by senior Kenneth Avery, a safety-turned-linebacker, and sophomore Sam Swartzfager. Also looking to contribute to the linebacker corps will be sophomore middle linebacker Scott Thompson.

"We feel our linebacker corps is the strength of our defense. They all have solid playing experience, understand our defense, are athletic, and run very well. We are very fortunate to have a guy like Jeff in the middle - he is an outstanding leader and has great instincts," said Leipheimer.

Thiel returns a number of producers from last season's defensive line, including junior defensive ends Chris Lorber and Robert Hughes. Lorber was third on the team in sacks in 2005 (6.0) while totaling 36.5 tackles, 8.5 tackles for loss, two forced fumbles and two fumble recoveries. Hughes registered 10.5 tackles, including 7.5 tackles for loss and 2.5 sacks. Junior end Randall Palakovich, who appeared in all 12 games in 2005 and finished with 5.0 tackles, along with junior end Aaron Gorka, should provide the Tomcats with plenty of depth.

Also back for the Tomcats in the middle of the defensive line are seniors Logan Malie and Kellen Manning along with junior Denver Goodman. Malie started all 12 games in 2005 and posted 32.5 tackles, 8.5 tackles for loss and 2.5 sacks. Manning finished with 12.0 tackles and 3.5 tackles for loss while Goodman closed the season with 7.0 tackles and 2.0 sacks.

The defensive backfield was perhaps the hardest hit this off-season, with the loss of strong safety Shaun Jackson and cornerback Zjaque Douglas.

The coaching staff is excited about what they saw in spring workouts from senior cornerback Steve Boyle, junior cornerback Antonio Quarterman and junior free safety Mike Lebetz. Boyle enters his third year as a starter and finished with 37.0 tackles and five interceptions in 2005. Quarterman appeared in all 12 games last season and recorded 9.0 tackles, 1.0 sack and a forced fumble, while Lebetz returns after a year away from the program. Sophomore cornerback Matt Joy will also push for time in the Tomcat defensive backfield.

"Our secondary showed steady improvement throughout the spring and we believe they will continue to improve as the season progresses," said Leipheimer.

SPECIAL TEAMS

Junior Sammy Koyl returns as the Tomcats' place kicker after earning all-PAC honorable mention honors a year ago. Koyl will also man the punting duties after averaging 34.8 yards-per-punt last season.

No.	Name	Pos.	Yr.	Ht.	Wt.	Hometown/High School
1	Antonio Quarterman	CB	Jr.	6-1	174	St. Petersburg, Fla./St. Petersburg
2	John Adams	WR	Jr.	6-2	205	Kissimmee, Fla./Osceola
3	Willie Bova	QB	Fr.	5-10	181	Port Allegany/Port Allegany
4	Dane Jones	WR	So.	5-7	165	Plant City, Fla./Plant City
4*	Jake Agresti	QB	Fr.	5-8	146	Eric/Mercyhurst Prep.
5	Tim Van Horn	WR	So.	5-10	160	Leechburg/Kiski Area
6	Chris Lorber	DE	Jr.	6-0	201	Mayfield Heights, Ohio/Benedictine
7	Andrew Kimmy	FB	So.	5-9	202	North East/North East
8	Randall Palakovich	DE	Jr.	5-11	197	Aliquippa/Aliquippa
9	Bradley McMillan	FS	Fr.	6-2	165	Fort Meade, Fla./Fort Meade
10	Marc LaScola	WR	Jr.	6-1	180	Wellsville, Ohio/Wellsville
11	Steve Boyle	CB	Sr.	5-10	167	Warren, Ohio/Howland
12	Chris Ault	QB	Jr.	6-1	191	Mineral Ridge, Ohio/Mineral Ridge
13	Mike Stimac	MLB	Jr.	5-9	198	East Brady/Karns City
14	Billy Blankenship	QB	Sr.	5-9	179	Mogadore, Ohio/Field
14*	George Coleman	CB	Jr.	5-9	187	Monessen/Geibel
15	Kasey Dolan	QB	So.	5-10	177	Erie/Harborcreek
16	Sammy Koyl	K	Jr.	5-6	166	Cleveland Heights, Ohio/Benedictine
17	Alec Osbourne	K	Jr.	6-0	174	McDonald/Fort Cherry
18	James Reinhart	FS	Jr.	6-0	180	Lancaster/Carolina Forest (S.C.)
19	Mike Lebetz	FS	Jr.	6-0	164	Vandergrift/Kiski Area
20	Eric Newlin	CB	Sr.	5-9	170	Eric/McDowell
20*	Derek Hermann	WR	So.	5-8	164	Fredricktown/Bethlehem-Center
21	Matt Joy	CB	So.	5-8	185	Coraopolis/Cornell
21*	Ryan Brink	FB	Fr.	5-11	221	Beaver/Beaver
22	Kenneth Avery	OLB	Sr.	5-8	174	Farrell/Farrell
22*	I Daniel Graham	TB	Fr.	5-9	176	Erie/East
23	Sam Swartzfager	OLB	So.	6-1	224	Shipperville/Keystone
23*	Deante Lewis	TB	Fr.	5-6	155	Winter Haven, Fla./Winter Haven
24	Skyler Smith	TB	Fr.	5-7	177	New Bethlehem/Redbank Valley
24*	Michael Weiser	SS	Fr.	5-9	172	Boardman, Ohio/Boardman
25	Tai St. Louis	TB	Fr.	5-7	172	Kissimmee, Fla./Osceola
25*	Michael Cogis	SS/P	Fr.	5-9	171	Clinton/Southside Beaver
26	Brett Helman	WR	Jr.	5-10	184	Youngwood/Hempfield
26*	Brandon Fisher	FS	Fr.	5-9	177	Oakdale/West Allegheny
27	Robert Giles	CB	Fr.	5-7	173	Imperial/West Allegheny
27*	Hiro Amato	WR	So.	5-11	155	Tokyo, Japan/Saitama Heisai
28	P.J. O'Connor	FS	Fr.	6-2	172	Sharpsville/Sharpsville
28*	Alex Glover	FB	So.	5-6	210	Beaver/Blackhawk
29	Steve Minton	TB	Jr.	5-10	200	Cranberry Township/Seneca Valley
29*	Marcus Myers	QB	Fr.	6-1	170	Orlando, Fla./Colonial
30	Clint Walker	OLB	Fr.	5-10	179	Madison, Ohio/Madison
31	Greg Gustovich	FB	Sr.	5-10	215	McDonald, Ohio/McDonald
31*	Hardy Laurenceau	SS	Fr.	5-8	175	Kissimmee, Fla./Poinciana
32	Stephen Ruberto	SS	So.	5-11	180	Staten Island, N.Y./Mon. Farrell
33	Cody Anderson	TB	Fr.	5-8	165	Port Allegany/Port Allegany
34	Corey Russell	SS	Sr.	5-5	166	Euclid, Ohio/Euclid
34*	Michael McMunn	SS	So.	5-11	210	Richmond, Va./Benedictine Acad.
35	Bobby Nichols	TB	Fr.	5-7	154	Port Allegany/Port Allegany
36	Jeremiah Conley	TB	Sr.	5-9	230	Springboro/Conneaut Valley
37	Michael Gray	CB	Fr.	5-8	173	Erie/East
38	Dominique Henderson	CB	Fr.	5-10	161	Beaver Falls/Beaver Falls
39	Tom Butera	CB	Jr.	5-7	160	Hamburg, N.Y./Hamburg
40	Jeff Marker	SS/P	Fr.	5-10	196	Acme/Mount Pleasant
41	Michael Dworakowski	DE	Jr.	5-11	217	Girard/Girard
43	Mark Dzubak	FB	Fr.	5-10	200	Greensburg/Greater Latrobe
44	Dan Hess	TB	So.	5-6	185	Apollo/Kiski Area
45	Todd Hanus	WR	Fr.	5-7	154	Elizabeth/Elizabeth-Forward
46	Logan Skjefte	OLB	Fr.	6-0	192	Lakeland, Fla./George Jenkins
47	Scott Thompson	MLB	So.	5-8	210	Pittsburgh/Wilkinsburg
48	Darius Thompson	SS	Sr.	5-10	184	Nassau, Bahamas/West Oak Academy (Fla.)
48*	Ian Brown	FB	Fr.	5-10	191	Sharpsville/Sharpsville
49	Ryan Protzman	FB	Fr.	6-0	232	Butler/Moniteau
50	Aaron Gorka	DE	Jr.	5-10	201	Johnstown/Westmont Hilltop
50*	Kody Kaclik	DT	Fr.	5-11	231	Freedom/Freedom
51	Jeff Wagner	MLB	Sr.	5-11	216	Karns City/Karns City
51*	Michael Harakal	DT	So.	5-10	205	Greenville/Linesville
52	J.R. Kenna	OL	Fr.	5-10	224	West Mifflin/West Mifflin
53	Chris Hlinka	OLB	Sr.	5-9	185	Youngstown, Ohio/Chaney
53*	Pat Mitch	DE	Fr.	6-3	200	Leechburg/Leechburg
54	Ricky Gable	OL	Sr.	5-10	263	Mars/Mars
54*	Robert Jackson	OLB	Fr.	5-10	169	Roaming Shores, Ohio/Grand Valley
55	Rick Hlinka	OLB	So.	5-7	165	Youngstown, Ohio/Chaney
55*	Zac Campbell	DT	Fr.	5-11	235	Lakeland, Fla./Lakeland Christian
56	Matt Bannister	OL	Sr.	6-3	300	Orlando, Fla./Cypress Creek
56*	Chad Master	OLB	Fr.	5-11	183	Titusville/Titusville

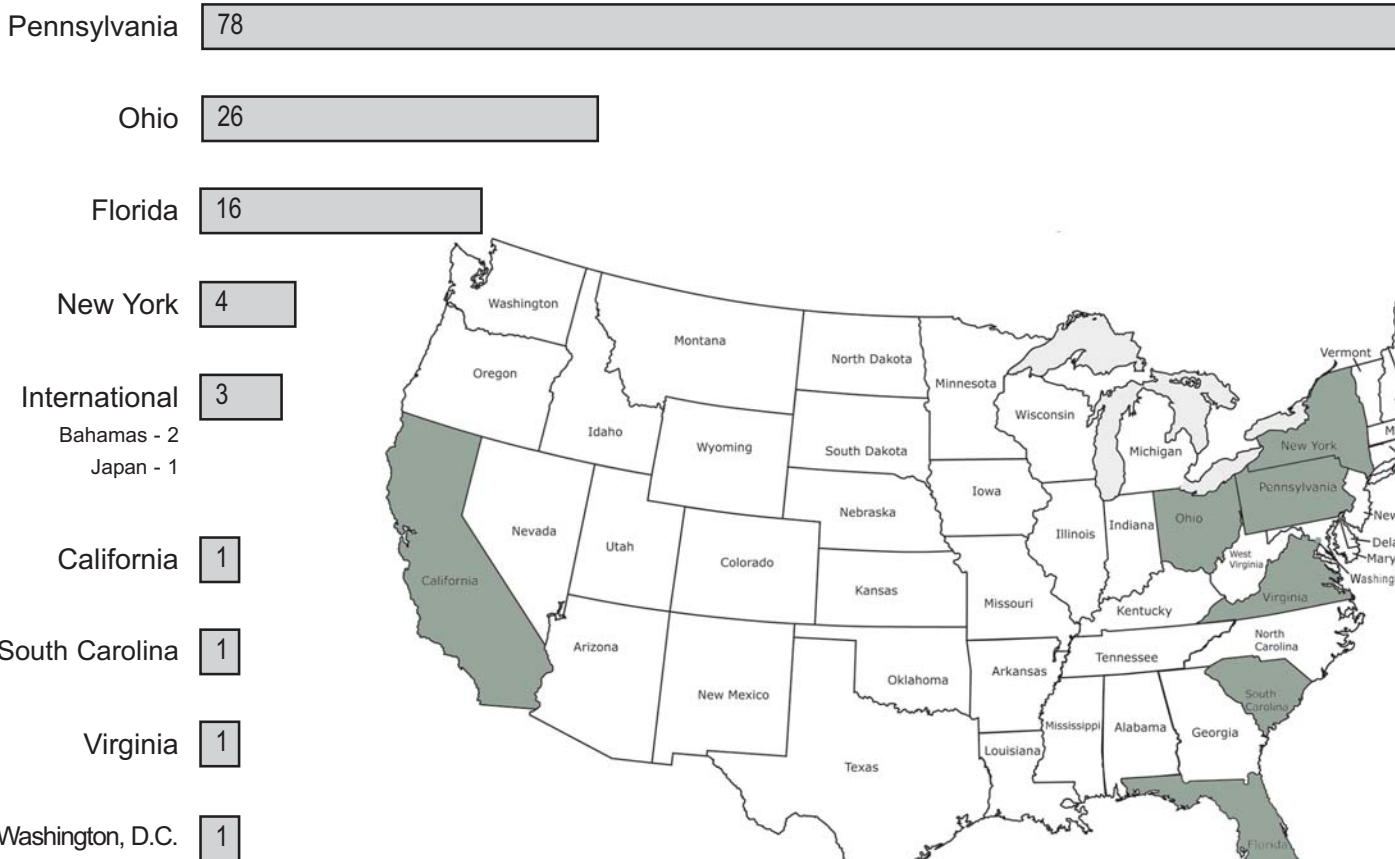
2006 Rosters

Name	No.	Pos.	Yr.
Lyles, Byron	96	DE	Fr.
Mackall, Dan	80	OL	Fr.
Malie, Logan	63	DT	Sr.
Manning, Kellen	87	DE	Sr.
Marker, Jeff	40	SS/P	Fr.
Master, Chad	56*	OLB	Fr.
McFarland, Josh	93*	WR	Fr.
McMillian, Bradley	9	FS	Fr.
McMunn, Michael	34*	SS	So.
Minton, Steve	29	TB	Jr.
Mitch, Pat	53*	DE	Fr.
Myers, Marcus	29*	QB	Fr.
Nagy, Matt	95*	WR	Fr.
Neeley, Robert	66*	OL	Fr.
Newlin, Eric	20	CB	Sr.
Nichols, Bobby	35	TB	Fr.
O'Connor, P.J.	28	TB	Fr.
Osbourne, Alec	17	K	Jr.
Palakovich, Randall	8	DE	Jr.
Palladino, Jared	68*	DT	Fr.
Parker, A.J.	61	OL	Sr.
Peterson, Ken	98	DT	Sr.
Pickens, Jon	69*	DE	Fr.
Protzman, Ryan	49	FB	Fr.
Quarterman, Antonio	1	CB	Jr.
Reinhart, James	18	FS	Jr.
Ross, Mark	81	TE	Jr.
Ruberto, Stephen	32	SS	So.
Russell, Cory	34	SS	Sr.
Sadler, Justin	83	TE	So.
Schneider, Billy	91	MLB	Fr.
Shollenberger, Brendan	71	OL	Fr.
Siegel, Jacob	75	OL	Jr.
Skjefte, Logan	46	OLB	Fr.
Smith, Skyler	24	TB	Fr.
Speicher, Steve	79	OL	Fr.
St. Louis, Tai	25	FS	Fr.
Steel, Josh	94	DE	Fr.
Stimac, Mike	13	MLB	Jr.
Swartzfager, Sam	23	MLB	So.
Sweeting, Percy	70	OL	Sr.
Tatalone, Nick	58*	DE	Fr.
Taylor, Brendan	88	WR	Fr.
Thompson, Darius	48	SS	Sr.
Thompson, Scott	47	MLB	So.
Turek, Matt	68	DT	So.
Van Horn, Tim	5	WR	So.
Wagner, Jeff	51	MLB	Sr.
Waldo, Steve	67	MLB	So.
Walker, Clint	30	OLB	Fr.
Walker, Ryan	66	MLB	Fr.
Weiser, Mike	24*	SS	Fr.
Williams, Michael	96*	WR	Fr.
Woodward, Brett	90	OLB	Fr.

No.	Name	Pos.	Yr.	Ht.	Wt.	Hometown/High School
57	Dave Dix	OL	Jr.	6-2	247	Hamburg, N.Y./Hamburg
58	Josh Diven	DT	Fr.	5-11	218	Corapolis/West Allegheny
58*	Nick Tatalone	DE	Fr.	6-2	196	Erie/East
59	Rock Davis	OL	Sr.	5-11	253	San Diego, Calif./Villa Angela-St. Joseph (Ohio)
60	Evan Johnson	OL	Sr.	5-10	262	Kirtland, Ohio/Kirtland
61	A.J. Parker	OL	Sr.	6-0	260	Orlando, Fla./Cypress Creek
62	Michael Clemens	MLB	Fr.	5-9	218	Imperial/West Allegheny
63	Logan Malie	DT	Sr.	5-8	203	Sharon/Sharon
64	James Fawcett	OL	Jr.	5-9	263	Wexford/Pine-Richland
66	Ryan Walker	MLB	Fr.	5-11	202	Lower Burrell/Burrell
66*	Robert Neeley	OL	Fr.	5-7	247	Cincinnati, Ohio/Princeton
67	Steve Waldo	MLB	So.	6-1	178	Orwell, Ohio/Grand Valley
67*	Robert Fischer	OL	Fr.	5-8	237	Sharon/Sharon
68	Matt Turek	DT	So.	5-8	230	Grove City/Grove City
68*	Jared Palladino	DT	Fr.	5-9	209	New Wilmington/New Wilmington
69	Peter Antonelli	OL	Fr.	5-10	308	Lakeland, Fla./George Jenkins
69*	Jonathan Pickens	DE	Fr.	5-9	208	Fort Meade, Fla./Fort Meade
70	Percy Sweeting	OL	Sr.	6-3	310	Nassau, Bahamas/West Oak Academy (Fla.)
71	Brendan Shollenberger	OL	Fr.	5-11	270	Greenville/Reynolds
72	Kris Duffy	OL	Fr.	6-2	275	Industry/Western Beaver
73	Ryan Jordan	OL	So.	6-0	315	Gibsonia/Pine-Richland
74	James Chambers	OL	Fr.	5-7	260	Clinton/Southside
75	Jacob Siegel	OL	Jr.	5-11	231	Madison, Ohio/Perry
76	Jeff Coleman	OL	Fr.	6-1	294	Lordstown, Ohio/Mineral Ridge
77	Martin Harakal	OL	Fr.	5-11	264	Greenville/Greenville
78	Nick Goettman	OL	Fr.	6-2	312	McDonald/South Fayette
79	Steve Speicher	OL	Fr.	6-2	259	South Park/South Park
80	Dan Mackall	TE	Fr.	6-0	226	Georgetown/Southside Beaver
81	Mark Ross	TE	Jr.	6-3	212	Hamburg, N.Y./Hamburg
82	Eric Ester	TE	Jr.	6-3	243	Erie/East
83	Justin Sadler	TE	So.	6-0	213	West Sunbury/Moniteau
84	Jonathan Kutterna	TE	Sr.	6-5	250	North East/North East
85	Kenneth Dorman	DT	Jr.	5-9	234	Twinsburg, Ohio/Twinsburg
86	Wade Campbell	WR	Fr.	6-5	153	Warren, Ohio/Mineral Ridge
87	Kellen Manning	DE	Sr.	5-9	221	Cranberry Township/Seneca Valley
88	Brendan Taylor	WR	Fr.	6-1	159	Girard/Girard
89	Justin Czerniak	TE	Fr.	6-1	198	Boardman, Ohio/Boardman
90	Brett Woodward	OLB	Fr.	5-10	194	Greensburg/Central Catholic
91	Billy Schneider	MLB	Fr.	5-9	179	Imperial/West Allegheny
92	Jordan Fracassi	DT	Fr.	5-10	209	Erie/Central
93	Robert Hughes	DE	Jr.	6-3	237	Youngstown, Ohio/Rayen
93*	Josh McFarland	WR	Fr.	6-0	178	Madison, Ohio/Madison
94	Josh Steel	DE	Fr.	6-1	203	Midland, Pa./East Liverpool (Ohio)
95	Vincent Bruno	DE	So.	6-0	198	Pittsburgh/Brentwood
95*	Matt Nagy	WR	Fr.	6-0	177	Madison, Ohio/Madison
96	Byron Lyles	DE	Fr.	6-1	218	Washington, D.C./Dunbar
96*	Michael Williams	WR	Fr.	6-1	176	Fort Meade, Fla./Fort Meade
97	Aaron Grill	DE	Fr.	6-0	196	Erie/Mercyhurst Prep.
98	Ken Peterson	DT	Sr.	5-11	242	Pittsburgh/Perry Traditional Academy
98*	William Haase	DE	Fr.	6-1	205	Latrobe/Derry
99	Denver Goodman	DT	Jr.	5-6	238	Mineral Ridge, Ohio/Mineral Ridge
99*	Willie Baker	WR	Fr.	5-8	153	Erie/East



Players By State



2006 Returning Letter Winners



John Adams **2**
 junior
 wide receiver
 6-2, 205
 Kissimmee, Fla.
 Osceola High School
 Binary Engineering - Chemical

CAREER – Games/Started: 21/0...One-year letter winner. 2005: Appeared in all 12 contests...Finished with three catches for 29 yards and one touchdown. 2004: Appeared in nine games, contributing mostly on special teams.

ADAMS RECEIVING STATISTICS

Class/Year	NO	YDS	AVG	TD	LONG
Soph./2005	3	29	9.7	1	17
TOTALS	3	29	9.7	1	17



Kenneth Avery **22**
 senior
 outside linebacker
 5-8, 174
 Farrell, Pa.
 Farrell High School
 Accounting/Business Administration

CAREER – Games/Started: 12/5...One-year letter winner and one-year starter. 2005: Appeared in all 12 contests, making starts in five of those...Totaled 35 tackles and 3.0 tackles for loss.

AVERY DEFENSIVE STATISTICS

Class/Year	UT	AT	TOT HITS	FUM REC	FUM CAU	TFL	PBU	INT
Jr./2005	14	21	35	0	0	3.0	1	0
TOTALS	14	21	35	0	0	3.0	1	0



Matt Bannister **56**
 senior
 offensive line
 6-3, 300
 Orlando, Fla.
 Cypress Creek High School
 Juvenile & Family Justice/Sociology

CAREER – Games/Started: 14/0...One-year letter winner. 2005: Appeared in nine contests. 2004: Made an appearance in four games.



Billy Blankenship **14**
 senior
 quarterback
 5-9, 179
 Mogadore, Ohio
 Field High School
 Business Administration

CAREER – Games/Started: 8/0...One-year letter winner. 2005: Appeared in six contests, completing 5-of-11 attempts for 122 yards and two touchdowns. 2004: Saw action in a pair of games.

BLANKENSHIP PASSING STATISTICS

Class/Year	EFFIC	ATT-CMP-INT	PCT	YDS	TD	AVG/G	LONG
So./2004	71.42	11-5-0	45.5	34	0	17.0	19
Jr./2005	103.26	26-10-0	38.5	122	2	20.3	30
TOTALS	87.34	37-15-0	40.5	156	2	18.5	30



Billy Blankenship



Steve Boyle **11**
 senior
 cornerback
 5-10, 167
 Warren, Ohio
 Howland High School
 History/Secondary Education

CAREER – Games/Started: 25/22...Two-year letter winner and two-year starter. 2005: Finished season with 43 total tackles...Was second on the squad and third in the PAC with five interceptions...Had a career-best seven tackles against Grove City College on Oct. 8. 2004: Finished season with 19 total tackles...Had a season-high five stops against the University of Wisconsin-Platteville on Sept. 4...Returned interception 46 yards for a touchdown in 45-14 win over Bluffton University on Sept. 18. 2003: Finished season with eight total tackles.

BOYLE DEFENSIVE STATISTICS

Class/Year	UT	AT	TOT HITS	FUM REC	FUM CAU	TFL	PBU	INT
Fresh./2003	6	2	8	0	0	0	0	0
Soph./2004	14	5	19	0	0	0	8	1
Jr./2005	31	12	43	0	0	0.5	5	5
TOTALS	51	19	70	0	0	0.5	13	6

BOYLE INTERCEPTION STATISTICS

Class/Year	NO	YDS	AVG	TD	LONG
Soph./2004	1	46	46.0	1	46-Bluffton
Jr./2005	5	48	9.6	0	30-Johns Hopkins
TOTALS	6	94	15.7	1	46



Jeremiah Conley **36**
 senior
 tailback
 5-9, 230
 Springboro, Pa.
 Conneaut Valley High School
 History

CAREER – Games/Started: 15/0...One-year letter winner. 2005: Had a 10-yard touchdown run in 34-0 win at Westminster College on Oct. 22...Appeared in 11 games...Named to the Dean's List for the second time. 2004: Appeared in four games.

CONLEY RUSHING STATISTICS

Class/Year	NO	YDS	AVG	TD	LONG
Soph./2004	1	1	1.0	0	1-Bluffton
Jr./2005	2	14	7.0	1	10-Westminster
TOTALS	3	15	5.0	1	10



Rock Davis **59**
 senior
 offensive line
 5-11, 253
 San Diego, Calif.
 Villa Angela St. Joseph High School
 Pre-Physical Therapy

CAREER – Games/Started: 29/26...Three-year letter winner and three-year starter. 2005: Started each of the 12 games...Named an all-PAC honorable mention pick. 2004: Earned his first all-PAC selection by being named to the second team...Started all 10 games. 2003: Stepped into a starting role on the offensive line late in the season after a pair of veterans were sidelined with season-ending injuries...Saw most of his action at the left guard position.



Mike Dworakowski **41**
 junior
 defensive end
 5-11, 217
 Girard, Pa.
 Girard High School
 Accounting/Actuarial Studies

CAREER – Games/Started: 9/0...One-year letter winner. 2005: Contributed mostly on special teams, finishing season with two tackles...Named to the Dean's list for the third time and was a PAC Academic Honor Roll selection for the first time.

DWORAKOWSKI DEFENSIVE STATISTICS

Class/Year	UT	AT	TOT HITS	FUM REC	FUM CAU	TFL	QB SKS	PBU
Soph./2005	2	0	2	0	0	0	0	0
TOTALS	2	0	2	0	0	0	0	0



Steve Boyle

2006 Returning Letter Winners



eric ester **82**
 junior
 tight end
 6-3, 243
 Erie, Pa.
 East High School
 Business Administration

CAREER – Games/Started: 9/0...One-year letter winner. 2005: Appeared in nine contests, contributing mostly on special teams.



jimmy fawcett **64**
 junior
 offensive line
 5-9, 263
 Wexford, Pa.
 Pine-Richland High School
 Communication

CAREER – Games/Started: 18/12. 2005: Named an all-PAC honorable mention after starting all 12 games at the center position. 2004: Appeared in six games.



Jimmy Fawcett



ricky gable **54**
 senior
 offensive line
 5-10, 263
 Mars, Pa.
 Mars High School
 Business Admin./International Business

CAREER – Games/Started: 32/31...Three-year letter winner and three-year starter. 2005: Name an all-PAC second team selection...started all 12 games. 2004: Earned the first all-PAC recognition of his career as he was named an honorable mention...Started all 10 contests. 2003: Called into action early in the season after injuries riddled the offensive line...Started nine games.



denver goodman **99**
 junior
 defensive tackle
 5-6, 238
 Mineral Ridge, Ohio
 Mineral Ridge High School
 Physics

CAREER – Games/Started: 16/0...One-year letter winner. 2005: Finished season with 10 tackles and 2.0 sacks...Had a pair of tackles and a sack in 38-35 overtime win at Washington and Jefferson College on Oct. 1.

GOODMAN DEFENSIVE STATISTICS

Class/Year	UT	AT	TOT HITS	FUM REC	FUM CAU	TFL	QB SKS	PBU
Soph./2005	4	6	10	1	0	2	2.0	1
TOTALS	4	6	10	1	0	2	2.0	1



aaron gorka **50**
 junior
 defensive end
 5-10, 201
 Johnstown, Pa.
 Westmont Hilltop High School
 Biology

CAREER – Games/Started: 10/0...One-year letter winner. 2005: Appeared in 10 games, registering three tackles.

GORKA DEFENSIVE STATISTICS

Class/Year	UT	AT	TOT HITS	FUM REC	FUM CAU	TFL	QB SKS	PBU
Soph./2005	1	2	3	0	0	0	0	0
TOTALS	1	2	3	0	0	0	0	0



greg gustovich **31**
 senior
 fullback
 5-9, 215
 McDonald, Ohio
 McDonald High School
 History


CAREER – Games/Started: 25/6...Two-year letter winner and one-year starter. 2005: Rushed six times for 11 yards and caught six passes for 39 yards in his first year as a starter. 2004: Was converted from fullback to outside linebacker early on in training camp...Made the most of his switch to the defensive side of the ball, appearing in all 10 games and recording eight total stops between spot action at linebacker and on special teams. 2003: Made two appearances and recorded one tackle, seeing most of his action as a member of the special teams units.

GUSTOVICH RUSHING STATISTICS

Class/Year	NO	YDS	AVG	TD	LONG
Jr./2005	6	11	1.8	0	4-Ohio Wesleyan
TOTALS	6	11	1.8	0	4

GUSTOVICH RECEIVING STATISTICS

Class/Year	NO	YDS	AVG	TD	LONG
Jr./2005	6	39	6.5	0	14-Grove City
TOTALS	6	39	6.5	0	14



Ricky Gable



brett helman **26**
 junior
 wide receiver
 5-10, 184
 Youngwood, Pa.
 Hempfield High School
 Mathematics/Secondary Education

CAREER – Games/Started: 17/2...Two-year letter winner. 2005: Appeared in 10 games...Finished with 94 yards rushing and 86 yards receiving...Had a career-best 27-yard reception in 39-36 win over Ohio Wesleyan University on Sept. 10...Threw a 57-yard touchdown pass to Tom McEntire in 38-35 overtime win at Washington & Jefferson College on Oct. 1...Had two catches for 20 yards in 35-28 double-overtime win at Waynesburg College on Oct. 15. 2004: Saw action at tailback in seven contests, rushing for 207 yards on 58 carries and two touchdowns...Rushed 21 times for 77 yards and two touchdowns in 32-6 win over Ohio Dominican University on Oct. 30...Had career-best 13 yard run in 26-20 win over Waynesburg College on Oct. 16.

HELLMAN RUSHING STATISTICS

Class/Year	NO	YDS	AVG	TD	LONG
Fr./2004	58	207	3.6	2	13-Waynesburg
Soph./2005	40	94	2.3	0	8-Ohio Wesleyan
TOTALS	98	301	3.1	2	13

HELLMAN RECEIVING STATISTICS

Class/Year	NO	YDS	AVG	TD	LONG
Fr./2004	4	17	4.2	0	11-Westminster
Soph./2005	6	86	14.3	0	27-Ohio Wesleyan
TOTALS	10	103	10.3	0	27

HELLMAN ALL-PURPOSE STATISTICS

Class/Year	RUSH	REC	PR	KOR	IR	TOTAL	AVG/PG
Fr./2004	207	17	0	9	0	233	33.3
Soph./2005	94	86	0	0	0	180	18.0
TOTALS	301	103	0	9	0	404	23.8

HELLMAN SCORING STATISTICS

Class/Year	TD	FGs	KICK	RUSH	RCV	PASS	DXP	SAF	PTS
Fr./2004	2	0-0	0	0	0	0	0	0	12
Soph./2005	0	0-0	0	0	0	0	0	0	0
TOTALS	2	0-0	0	0	0	0	0	0	12

2006 Returning Letter Winners



Brett Helman



dan hess **44**

sophomore
tailback
5-6, 185

Apollo, Pa.
Kiski Area High School
Business Communication

Games/Started: 11/3...One-year letter winner and one-year starter. **2005:** Finished second on the team with 635 yards rushing and four touchdowns...Had career highs in carries (32) and rushing yards (169) in 50-48 triple-overtime win at Carnegie Mellon University on Nov. 12...Finished the season with 676 all-purpose yards...First collegiate touchdown was on a four-yard run in 41-7 win over Bethany College on Sept. 23.

HESS RUSHING STATISTICS

Class/Year	NO	YDS	AVG	TD	LONG
Fr./2005	140	635	4.5	4	40-Carnegie Mellon
TOTALS	140	635	4.5	4	40

HESS RECEIVING STATISTICS

Class/Year	NO	YDS	AVG	TD	LONG
Fr./2005	4	41	10.2	0	18-Carnegie Mellon
TOTALS	4	41	10.2	0	18

HESS ALL-PURPOSE STATISTICS

Class/Year	RUSH	REC	PR	KOR	IR	TOTAL	AVG/G
Fr./2005	635	41	0	0	0	676	61.5
TOTALS	635	41	0	0	0	676	61.5

HESS SCORING STATISTICS

Class/Year	TD	FGs	PATs						
			KICK	RUSH	RCV	PASS	DXP	SAF	
Fr./2005	4	0-0	0	0	0	0	0	0	24
TOTALS	4	0-0	0	0	0	0	0	0	24



chris hlinka **53**

senior
outside linebacker
5-9, 185

Youngstown, Ohio
Chaney High School
Business Administration

CAREER – Games/Started: 22/0...Two-year letter winner.

2005: Finished with 18 tackles, two fumble recoveries and a blocked kick...Had a career-high 6.5 tackles in 50-48 triple-overtime win at Carnegie Mellon University on Nov. 12. **2004:** Totaled 22 tackles between time at outside linebacker and on special teams...Totaled four tackles on three different occasions...Had three tackles, including one for a loss, in 45-14 win over Bluffton University on Sept. 18.

HLINKA DEFENSIVE STATISTICS

Class/Year	UT	AT	TOT HITS	FUM REC	FUM CAU	TFL	QB		
							SKS	PBU	
Soph./2004	14	8	22	0	0	1	0	0	
Jr./2005	5	13	18	2	0	1	0	0	
TOTALS	19	21	40	2	0	2	0	0	



robert hughes **93**


junior
defensive end
6-3, 237

Youngstown, Ohio
Rayen High School
Juvenile & Family Justice/Sociology

Games/Started: 12/1...One-year letter winner. **2005:** Finished the season with 14 tackles, including 7.5 tackles for loss and 2.5 sacks...Returned a blocked punt 41 yards for a touchdown in 42-0 win against Bluffton University on Sept. 17. **2003:** Made four appearances, mostly as a special teamer, and recorded one tackle.

HUGHES DEFENSIVE STATISTICS

Class/Year	UT	AT	HITS	FUM REC	FUM CAU	TFL	QB		
							SKS	PBU	
Fr./2003	1	0	1	0	0	0	0	0	
Soph./2005	7	7	14	0	0	7.5	2.5	0	
TOTALS	8	7	15	0	0	7.5	2.5	0	



Robert Hughes



evan johnson **60**

senior
offensive line
5-10, 262

Kirtland, Ohio
Kirtland High School
Business Administration

Games/Started: 11/0...One-year letter winner. **2005:** Earned fourth Dean's List honor and second PAC Academic Honor Roll selection.



sammy koyl **16**

junior
placekicker
5-6, 166

Cleveland Heights, Ohio
Benedictine High School
Philosophy

CAREER – Games/Started: 19/15...Two-year letter winner and one-year starter. **2005:** Named an all-PAC honorable mention pick...Was third on the squad in scoring with 54 points...Converted 3-of-11 field goal attempts and 45-of-51 extra-point attempts...Made a 22-yard field goal in overtime to defeat Washington and Jefferson College 38-35 on Oct. 1...The field goal against Washington and Jefferson was his first career made field goal and only his second attempted...Kicked a career-best 34-yard field goal in 30-0 win over Grove City College on Oct. 8...Punted 21 times with an average of 34.8 yards per kick. **2004:** Appeared in seven total contests...Converted five-of-five extra point attempts...Averaged 56.0 yards per kickoff (18) with a pair of touchbacks.

KOYLE SCORING STATISTICS

Class/Year	XP-ATT	FG-ATT	FG PCT	PTS
Fr./2004	5-5	0-0	.1000	5
Soph./2005	45-51	3-11	.273	54
TOTALS	50-56	3-11	.273	59

KOYLE KICKOFF STATISTICS

Class/Year	NO	YDS	AVG	TB
Fr./2004	18	1008	56.0	2
Soph./2005	64	3131	48.9	1
TOTALS	82	4139	50.5	3

KOYLE PUNTING STATISTICS

Class/Year	NO	YDS	AVG	LG	TB	FC	LD
Fr./2004	4	86	21.5	33	0	0	1
Soph./2005	21	730	34.8	53	0	3	2
TOTALS	25	816	32.6	53	0	3	3




jon kutterna **84**
 senior
 tight end
 6-5, 250

North East, Pa.
 North East High School
 Business Administration

CAREER – Games/Started: 27/10...Three-year letter winner and one-year starter. **2005:** Was named to the all-PAC second team...Finished fifth on the team in receiving with 14 catches for 116 yards and a touchdown...Had three catches for 39 yards in 28-3 victory over Johns Hopkins University on Nov. 19...Made a two-yard touchdown reception, the first of his career, in 42-0 win over Bluffton University on Sept. 17. **2004:** Appeared in all 10 contests. **2003:** Made limited appearances on special teams...Selected as the team's offensive scout team player of the year at the annual awards banquet.

KUTTERNA RECEIVING STATISTICS

Class/Year	NO	YDS	AVG	TD	LONG
Soph./2004	1	10	10.0	0	10-Westminster
Jr./2005	14	116	8.3	1	20-Johns Hopkins
TOTALS	15	126	8.4	1	20



Marc LaScola



mark lascola **10**
 junior
 wide receiver
 6-1, 180

Wellsville, Ohio
 Wellsville High School
 Business Administration

CAREER – Games/Started: 16/3...One-year letter winner. **2005:** Had a career-high 117 yards receiving, including a 78-yard touchdown reception, in 34-0 win at Westminster College on Oct. 22...Caught a career-best six passes in 41-7 win over Bethany College on Sept. 23. **2004:** Appeared in four games, mostly on special teams.

LASCOLA RECEIVING STATISTICS

Class/Year	NO	YDS	AVG	TD	LONG
Soph./2005	26	465	17.9	4	78-Westminster
TOTALS	26	465	17.9	4	78



logan malie **63**
 senior
 defensive tackle
 5-8, 203

Sharon, Pa.
 Sharon High School
 Criminal Justice (J.F.)

CAREER – Games/Started: 29/22...Three-year letter winner and two-year starter. **2005:** Was named an all-PAC honorable mention pick...Started all 12 games and finished with 44 tackles...Tied for third on the squad in tackles for loss with 8.5...Posted a career-high seven tackles in 41-7 win over Bethany College on Sept. 23. **2004:** Finished with 18 total tackles in 10 starts...Recorded two fumble recoveries, one sack and one forced fumble from the nose tackle position. **2003:** Worked his way into defensive line rotation early in the season, finishing with six total stops and two tackles for loss.

MALIE DEFENSIVE STATISTICS

Class/Year	UT	AT	TOT HITS	FUM REC	FUM CAU	TFL	QB SKS	PBU
Fr./2003	5	1	6	0	0	2	0	0
Soph./2004	8	10	18	2	1	1	1	0
Jr./2005	21	23	44	0	1	8.5	2.5	1
TOTALS	34	34	68	2	2	11.5	3.5	1



chris lorber **6**
 junior
 defensive end
 6-0, 201

Mayfield Heights, Ohio
 Benedictine High School
 Business Administration

CAREER – Games/Started: 21/12...Two-year letter winner and one-year starter. **2005:** Named to the all-PAC second team...Was a starter in all 12 contests, finishing sixth on the team in tackles with 51...Also registered 6.0 sacks, 8.5 tackles for loss, two forced fumbles, two fumble recoveries and an interception...Had a career-best 5.5 tackles and a forced fumble in 50-48 triple-overtime win at Carnegie Mellon University on Nov. 12...Named to the Spring 2006 Dean's List. **2004:** Made nine appearances as a freshman and finished season with six total tackles.

LORBER DEFENSIVE STATISTICS

Class/Year	UT	AT	TOT HITS	FUM REC	FUM CAU	TFL	QB SKS	PBU
Fr./2004	1	5	6	0	0	0	0	0
Soph./2005	22	29	51	2	2	8.5	6.0	2
TOTALS	23	34	57	2	2	8.5	6.0	2



kellen manning **87**
 senior
 defensive tackle
 5-9, 221

Cranberry Township, Pa.
 Seneca Valley High School
 Communication

CAREER – Games/Started: 18/0...One-year letter winner. **2005:** Appeared in nine games and recorded 16 total tackles, 3.5 tackles for loss and 1.5 sacks...Posted four tackles twice during the season. **2004:** Made an appearance in nine games and posted two tackles.

MANNING DEFENSIVE STATISTICS

Class/Year	UT	AT	TOT HITS	FUM REC	FUM CAU	TFL	QB SKS	PBU
Soph./2004	2	0	2	0	0	1	1	0
Jr./2005	8	8	16	0	0	3.5	1.5	0
TOTALS	10	8	18	0	0	4.5	2.5	0



steve minton **29**
 junior
 tailback
 5-10, 200

Cranberry Township, Pa.
 Seneca Valley High School
 Juvenile & Family Justice/Sociology

CAREER – Games/Started: 19/17...Two-year letter winner and two-year starter. **2005:** Rushed for 1,066 yards on 230 carries with 19 touchdowns to become the school's first-ever 1,000-yard rusher...He finished 20th in Division III in scoring, averaging 10.4 points-per-game...Named to the all-PAC first team...Led the conference in scoring with 114 points...Had career-highs in carries (37) and yards (217) with a pair of touchdowns in 24-14 win over Thomas More College on Oct. 29...Opened the season with a school-record four touchdowns in 39-36 win over Ohio Wesleyan University on Sept. 10...Rushed for 100-plus yards on five occasions...Was named to the first team all-South region and was a honorable mention all-American by Don Hansen's *Football Gazette*...Earned second team all-South region accolades by D3football.com. **2004:** Was named to the all-PAC second team after rushing for 935 yards on 193 carries with seven touchdowns...Finished third in the conference in rushing, averaging 103.9 yards per game...Eclipsed the 100-yard mark five times, including a season-high 182 yards in 28-14 win at Bethany College on Sept. 25...Ran for 157 yards on 27 carries and three touchdowns in 28-0 win over Westminster College on Oct. 23...Tallied season-high 29 carries in 24-9 win at Grove City College on Oct. 9.

MINTON RUSHING STATISTICS

Class/Year	NO	YDS	AVG	TD	LONG
Fr./2004	193	935	4.8	7	36-Westminster
Soph./2005	230	1066	4.6	19	42-Grove City
TOTALS	423	2001	4.7	26	42

MINTON RECEIVING STATISTICS

Class/Year	NO	YDS	AVG	TD	LONG
Fr./2004	2	5	2.5	0	6-Ohio Dominican
Soph./2005	3	32	10.7	0	15-Thomas More
TOTALS	5	37	7.4	0	15

MINTON ALL-PURPOSE STATISTICS

Class/Year	RUSH	REC	PR	KOR	IR	TOTAL	AVG/G
Fr./2004	935	5	0	0	0	940	104.4
Soph./2005	1066	32	0	0	0	1098	109.8
TOTALS	2001	37	0	0	0	2088	107.3

MINTON SCORING STATISTICS

Class/Year	TD	FGs	KICK	RUSH	RCV	PASS	DXP	SAF	PTS
Fr./2004	7	0-0	0-0	0-0	0	0-0	0	0	42
Soph./2005	19	0-0	0-0	0-0	0	0-0	0	0	114
TOTALS	26	0-0	0-0	0-0	0	0-0	0	0	156



Kellen Manning

2006 Returning Letter Winners



Steve Minton



eric newlin **20**
senior
cornerback
5-9, 170

Erie, Pa.
McDowell High School
Business Administration

CAREER – Games/Started: 17/0...One-year letter winner. **2005:** Appeared in 11 games and finished with 10 total tackles...Had a career-high three tackles and two pass breakups in 50-48 triple-overtime win at Carnegie Mellon University on Nov. 12...Named to the Spring 2006 Dean's List. **2004:** Appeared in six games, contributing mostly on special teams.

NEWLIN DEFENSIVE STATISTICS

Class/Year	UT	AT	TOT HITS	FUM REC	FUM CAU	TFL	PBU	INT
Soph./2004	0	1	1	0	0	0	0	0
Jr./2005	9	1	10	0	0	0	4	0
TOTALS	9	2	11	0	0	0	4	0



randall palakovich **8**
junior
defensive end
5-11, 197

Alliquippa, Pa.
Alliquippa High School
Business Administration

CAREER – Games/Started: 17/0...Two-year letter winner. **2005:** Appeared in all 12 games, recording seven tackles...Named to the Spring 2006 Dean's List. **2004:** Appeared in five games as a freshman...Recorded two tackles in limited action as a reserve defensive end and on special teams.

PALAKOVICH DEFENSIVE STATISTICS

Class/Year	UT	AT	TOT HITS	FUM REC	FUM CAU	TFL	QB SKS	PBU
Fr./2004	0	2	2	0	0	0	0	0
Soph./2005	4	2	6	0	0	0.5	0	0
TOTALS	4	4	8	0	0	0.5	0	0



antonio quarterman **1**
junior
cornerback
6-1, 174

St. Petersburg, Fla.
St. Petersburg High School
Political Science

CAREER – Games/Started: 14/0...One-year letter winner. **2005:** Appeared in 11 games, totaling 11 tackles, a forced fumble and a sack...Named to the Dean's List for the second time and was recognized as a PAC Academic Honor Roll honoree for the first time. **2004:** Posted five tackles in three appearances as a freshman.

QUARTERMAN DEFENSIVE STATISTICS

Class/Year	UT	AT	TOT HITS	FUM REC	FUM CAU	TFL	PBU	INT
Fr./2004	3	2	5	0	0	0	0	0
Soph./2005	7	4	11	0	1	1.0	0	0
TOTALS	10	6	16	0	1	1.0	0	0



corey russell **34**
senior
strong safety
5-5, 166

Euclid, Ohio
Euclid High School
History

CAREER – Games/Started: 11/0...One-year letter winner. **2005:** Appeared in 11 games, registering six tackles...Posted a career-best four tackles in 41-7 win over Bethany College on Sept. 23.

RUSSELL DEFENSIVE STATISTICS

Class/Year	UT	AT	TOT HITS	FUM REC	FUM CAU	TFL	PBU	INT
Jr./2005	3	3	6	0	0	0	0	0
TOTALS	3	3	6	0	0	0	0	0



mike stimac **13**
junior
outside inebacker
5-9, 198

East Brady, Pa.
Karns City High School
English

CAREER – Games/Started: 22/4...Two-year letter winner and one-year starter. **2005:** Posted 36 total tackles, including three tackles for loss...Had a career-high nine tackles in 38-35 overtime win at Washington and Jefferson College on Oct. 1...Earned Dean's List honors for the fourth time...Earned PAC Honor Roll recognition for the second time. **2004:** Appeared in all 10 games, contributing mostly on special teams.

STIMAC DEFENSIVE STATISTICS

Class/Year	UT	AT	TOT HITS	FUM REC	FUM CAU	TFL	PBU	INT
Fr./2004	1	1	2	0	0	0	0	0
Soph./2005	22	14	36	0	1	3.0	1	0
TOTALS	23	15	38	0	1	3.0	1	0



sam swartzfager **23**
sophomore
outside linebacker
6-1, 224

Shippville, Pa.
Keystone High School
Business Administration

CAREER – Games/Started: 12/0...One-year letter winner. **2005:** Appeared in all 12 contests...Finished season with seven total tackles...Posted two tackles and an interception in 42-0 win over Bluffton University on Sept. 17.

SWARTZFAGER DEFENSIVE STATISTICS

Class/Year	UT	AT	TOT HITS	FUM REC	FUM CAU	TFL	PBU	INT
Fr./2005	3	4	7	0	0	0	0	1
TOTALS	3	4	7	0	0	0	0	1




percy sweeting **70**
senior
offensive line
6-3, 310

Nassau, Bahamas
West Oak Academy (Fla.)
Psychology

Games/Started: 19/0...One-year letter winner. **2005:** Appeared in 11 contests. **2004:** Made an appearance in seven games.



Mike Stimac



Darius Thompson


THOMPSON RECEIVING STATISTICS					
Class/Year	NO	YDS	AVG	TD	LONG
Fr./2002	6	34	5.7	0	20-Waynesburg
Soph./2003	10	64	6.4	0	17-Alfred
Jr./2005	1	21	21.0	1	21-Ohio Wesleyan
TOTALS	17	119	7.0	1	21

THOMPSON TOTAL OFFENSE STATISTICS					
Class/Year	PLAYS	RUSH	PASS	TOTAL	AVG/G
Fr./2002	96	329	0	329	32.9
Soph./2003	106	448	0	448	44.8
TOTALS	302	777	0	777	38.9

THOMPSON ALL-PURPOSE STATISTICS							
Class/Year	RUSH	REC	PR	KDR	IR	TOTAL	AVG/G
Fr./2002	329	34	0	0	0	363	36.3
Soph./2003	448	64	0	39	30	581	58.1
Jr./2005	0	21	122	156	42	341	28.4
TOTALS	777	119	122	195	72	1,285	40.2

THOMPSON KICKOFF RETURN STATISTICS					
Class/Year	NO	YDS	AVG	TD	LONG
Soph./2003	2	39	19.5	0	20-Alfred
Jr./2005	5	156	31.2	0	69-Carnegie Mellon
TOTALS	7	195	27.9	0	69

THOMPSON SCORING STATISTICS										
Class/Year	TD	/-----PATs-----/							SAF	PTS
		FGs	KICK	RUSH	RCV	PASS	DXP	SAF		
Fr./2002	3	0-0	0-0	0-0	0	0-0	0	0	0	18
Soph./2003	1	0-0	0-0	0-0	0	0-0	0	0	0	6
Jr./2005	1	0-0	0-0	0-0	0	0-0	0	0	0	6
TOTALS	5	0-0	0-0	0-0	0	0-0	0	0	0	30



Jeff Wagner



darius thompson **48**
 senior
 strong safety
 5-10, 184
 Nassau, Bahamas
 West Oak Academy (Fla.)
 Business Administration

CAREER – Games/Started: 32/24...Three-year letter winner and two-year starter. **2005:** Made starts in all 12 contests...Had a career-high 12 tackles, an interception and a forced fumble against Bridgewater College on Nov. 26...Named to the all-PAC first team...Named to the all-South region second team by D3football.com...Also named to the all-South region second team by the *Football Gazette*...Was second on the squad in tackles with 66. **2003:** Was a two-way player most of the season, working between running back and defensive back...Finished second on the team in rushing with 448 yards on 106 carries and one touchdown...Defensively finished with 19 total tackles and two interceptions...Top rushing performance came in 31-28 win at Kenyon College on Nov. 15 when he rushed for 92 yards on 23 carries...Best defensive game was at Washington and Jefferson College when he recorded eight tackles, one interception and one forced fumble. **2002:** Played in all 10 games as a freshman...Was the team's third-leading rusher after posting 329 yards on 96 carries with three touchdowns...Caught six passes for 44 yards...Rushed 21 times for 100 yards and two touchdowns in 37-6 victory over Bluffton University on Sept. 21.

THOMPSON DEFENSIVE STATISTICS								
Class/Year	UT	AT	TOT			TFL	QB	INT
			HITS	REC	CAU			
Soph./2003	12	17	19	0	1	1	0	2
Jr./2005	30	36	66	2	2	3	0.5	6
TOTALS	42	53	85	2	3	4	0.5	8

THOMPSON INTERCEPTION STATISTICS					
Class/Year	NO	YDS	AVG	TD	LONG
Soph./2003	2	30	15.0	0	23-Wash. & Jeff.
Jr./2005	6	42	7.0	0	24-Thomas More
TOTALS	8	72	9.0	0	24

THOMPSON RUSHING STATISTICS					
Class/Year	NO	YDS	AVG	TD	LONG
Fr./2002	96	329	3.4	3	16-Bluffton
Soph./2003	106	448	4.2	1	30-Kenyon
TOTALS	202	777	3.8	4	30



jeff wagner **51**
 senior
 middle linebacker
 5-11, 216
 Karns City, Pa.
 Karns City High School
 Elementary Education

CAREER – Games/Started: 32/14...Three-year letter winner and one-year starter. **2005:** Named an all-PAC second team selection...Started all 12 contests, leading the team in total tackles with 94...Also posted 6.0 tackles for loss and a pair of interceptions...Registered a career-best 15 tackles in 35-28 double-overtime win against Waynesburg College on Oct. 15...Had a 43-yard interception return in 38-35 overtime win at Washington and Jefferson College on Oct. 1...Named to the Dean's List for the fourth time...Was named to the PAC Academic Honor Roll for the second time. **2004:** Made 13 total tackles while seeing action in all 10 games...Best performance came in 24-9 win at Grove City College on Oct. 9 as he totaled five tackles, one interception and one tackle for loss. **2003:** Had season-high four solo stops at Waynesburg College on October 11...Recovered a fumble at Kenyon College on Nov. 15.

WAGNER DEFENSIVE STATISTICS								
Class/Year	TOT		FUM		TFL	QB		INT
	UT	AT	HITS	REC		CAU	SKS	
Fr./2003	7	2	9	1	0	0	0	0
Soph./2004	9	4	13	0	0	1.0	0	1
Jr./2005	56	38	94	0	1	6.0	1.5	2
TOTALS	72	44	116	1	1	7.0	1.5	3

2006 Veteran Returners



**hiro
amano** **86**
sophomore
wide receiver
5-11, 155

Tokyo, Japan
Saitama Heisai High School
Binary Engineering - Physics



**ken
dorman** **85**
junior
defensive tackle
5-9, 234

Twinsburg, Ohio
Twinsburg High School
Accounting/Business Administration



**andrew
kimmy** **7**
sophomore
fullback
5-9, 202

North East, Pa.
North East High School
Business Administration



**chris
ault** **12**
junior
quarterback
6-1, 191

Mineral Ridge, Ohio
Mineral Ridge High School
Elementary Education



**alex
glover** **45**
sophomore
fullback
5-6, 210

Beaver, Pa.
Blackhawk High School
History



**mike
lebetz** **19**
junior
free safety
6-0, 164

Vandergriff, Pa.
Kiski Area High School
History



**vincent
bruno** **95**
sophomore
defensive end
6-0, 198

Pittsburgh, Pa.
Brentwood High School
Binary Engineering - Physics



**michael
harakal** **62**
sophomore
defensive tackle
5-10, 205

Greenville, Pa.
Linesville High School
Art



**michael
mcmunn** **40**
sophomore
strong safety
5-10, 185

Richmond, Va.
Benedictine High School
Exploratory



**tom
butera** **39**
sophomore
cornerback
5-7, 160

Hamburg, N.Y.
Hamburg High School
Business Administration



**rick
hlinka** **55**
sophomore
outside linebacker
5-7, 161

Youngstown, Ohio
Chaney High School
Computer Science



**alec
osbourne** **17**
junior
place kicker
6-0, 174

McDonald, Pa.
Fort Cherry High School
Criminal Justice (JFJ)



**george
coleman** **49**
junior
cornerback
5-9, 187

Monessen, Pa.
Geibel High School
Environmental Science



**dane
jones** **4**
sophomore
wide receiver
5-7, 165

Plant City, Fla.
Plant City High School
Psychology



**a.j.
parker** **61**
senior
offensive center
6-0, 260

Orlando, Fla.
Cypress Creek High School
Philosophy



**dave
dix** **57**
sophomore
offensive line
6-2, 247

Hamburg, N.Y.
Hamburg High School
Business Administration



**ryan
jordan** **73**
sophomore
offensive line
6-0, 315

Gibsonia, Pa.
Pine-Richland High School
Mathematics



**ken
peterson** **98**
junior
defensive tackle
5-11, 242

Pittsburgh, Pa.
Perry Traditional Academy
English



**kasey
dolan** **15**
sophomore
quarterback
5-10, 177

Erie, Pa.
Harborcreek High School
Binary Engineering - Physics



**matt
joy** **21**
sophomore
cornerback
5-8, 185

Coraopolis, Pa.
Cornell High School
Elementary Education



**james
reinhart** **18**
junior
free safety
6-0, 180

Lancaster, Pa.
Carolina Forest (S.C.) High School
Management Info. Systems



**mark
ross** **81**
junior
tight end
6-3, 212

Hamburg, N.Y.
Hamburg High School
Juvenile & Family Justice



**tim
van horn** **5**
sophomore
wide receiver
5-10, 160

Leechburg, Pa.
Kiski Area High School
Mathematics



**stephen
ruberto** **32**
sophomore
strong safety
5-11, 180

Staten Island, N.Y.
Mon. Farrell High School
Biology



**steve
waldo** **67**
sophomore
middle linebacker
6-1, 178

Orwell, Ohio
Grand Valley High School
Business Communication



**justin
sadler** **83**
sophomore
tight end
6-0, 213

West Sunbury, Pa.
Moniteau High School
Elementary Education



**kyle
wetzel** **37**
sophomore
cornerback
5-6, 154

Mifflinburg, Pa.
Mifflinburg High School
Business Admin./Computer Science



**jacob
seigel** **75**
junior
offensive guard
5-11, 231

Madison, Ohio
Perry High School
Business Administration



**scott
thompson** **47**
sophomore
middle linebacker
5-8, 210

Pittsburgh, Pa.
Wilkinsburg High School
Pre-Physical Therapy



**matt
turek** **68**
sophomore
defensive tackle
5-8, 230

Grove City, Pa.
Grove City High School
Mathematics

2006 Opponent Information

GAME 1 • Sept. 2 at Geneva

General Information

NAME: Geneva College
LOCATION: Beaver Falls, Pa.
FOUNDED: 1848
ENROLLMENT: 2,000
PRESIDENT: Dr. Kenneth A. Smith
ATHLETICS DIRECTOR: Geno DeMarco
AFFILIATION:
CONFERENCE: Mid-States Football Association Mideast League
NICKNAME: Golden Tornadoes
COLORS: Old Gold and White
STADIUM: Reeves Field
PLAYING SURFACE: Natural Grass
CAPACITY: 6,500



COACHING STAFF

Head Coach:
 Geno DeMarco
Record at Geneva:
 91-48 (13 seasons)
Overall Record:
 91-48 (13 seasons)



Assistant Coaches:

- Aaron Lucas
- John Berdiner
- Mike Pinchotti
- Mike DeChellis
- Lynwood Alford
- Mike Sullivan
- Kevin Murray
- Larry Wendereusz
- Barry Emge
- Mark Gray

GOLDEN TORNADOES Outlook

2005 Record: 8-4
Conference Record/Place: 4-2/3rd
Basic Offense: N/A
Basic Defense: N/A
Returning Starters: 18

Offense (10): QB Justin Sciarro, RB Brandon Nathan, WR Mike Lehman, WR Brian Dvorsak, WR Luke Duriancik, C Jim Raley, LT Anthony Banks, LG Michael Stewart, RG Robert Krusey, RT Ted Nelson

Defense (8): DE Brian Wilson, DE Nick Phillips, LB Greg Eberhart, LB Brad Roman, LB Peter Lopresti, LB Brian Hall, DB Darrell Wolford, DB Keith Davis

Specialists (0):
Lettermen Returning/Lost: 35/13

2006 Schedule

Date	Opponent	Time
Sept. 2	THIEL	7 p.m.
Sept. 9	OLIVET NAZARENE	1:30 p.m.
Sept. 30	at Malone*	TBA
Oct. 7	at Seton Hill*	1 p.m.
Oct. 14	WALSH*	7 p.m.
Oct. 21	TAYLOR*	7 p.m.
Oct. 28	at Ohio Dominican*	12 p.m.
Nov. 4	at Urbana*	1:30 p.m.
Nov. 11	ST. FRANCIS (Ind.)*	1:30 p.m.

*Mid-States Football Association (MSFA) Mideast League game

GAME 2 • Sept. 9 at Alfred (N.Y.)

General Information

NAME: Alfred University
LOCATION: Alfred, N.Y.
FOUNDED: 1836
ENROLLMENT: 2,000
PRESIDENT: Dr. Charles M. Edmondson
ATHLETICS DIRECTOR: Jim Moretti
AFFILIATION: NCAA Division III
CONFERENCE: Empire 8
NICKNAME: Saxons
COLORS: Purple and Gold
STADIUM: Merrill Field
PLAYING SURFACE: Artificial Turf
CAPACITY: 5,000



COACHING STAFF

Head Coach:
 Dave Murray (Springfield '81)
RECORD AT AU:
 45-35 (8 seasons)
OVERALL RECORD:
 89-75-1 (16 seasons)



Assistant Coaches:

- Ricard Puccio (Cortland '94), Quarterbacks
- Bob Rankl (Ursinus '99), Offensive Line
- Josh Skinner (Alfred '05), Running Backs
- Chris Reger (Alfred '06), Wide Receivers
- Shawn Day (Sacred Heart '05), Linebackers
- William LaRock (St. Lawrence '70), Defensive Line
- Bob Margeson (South Florida '81), Tight Ends
- Bob McMorris (Cortland '84), Linebackers
- Nick Coleman (Alfred '04), Defensive Backs

SAXONS Outlook

2005 Record: 9-2
Conference Record/Place: 5-1/2nd
Basic Offense: Multiple I
Basic Defense: 4-3
Returning Starters: 17
Offense (7): N/A
Defense (8): N/A
Special Teams (2): N/A
Lettermen Returning/Lost: 28/14

2006 Schedule

Date	Opponent	Time
Sept. 9	THIEL	1 p.m.
Sept. 16	at St. Lawrence	1 p.m.
Sept. 23	at Springfield*	1 p.m.
Sept. 30	NORWICH*	1 p.m.
Oct. 7	at Hartwick*	2 p.m.
Oct. 14	at Utica*	1:30 p.m.
Oct. 21	at Husson	12 p.m.
Oct. 28	HOBART	1 p.m.
Nov. 4	ITHACA*	1 p.m.
Nov. 11	ST. JOHN FISHER*	1 p.m.

* - Empire 8 (E8) game

2005 Results (9-2, 5-1 E8)

Date	Opponent	Result
Sept. 10	at Washington & Lee	L 22-36
Sept. 17	ST. LAWRENCE	W 42-7
Sept. 24	SPRINGFIELD*	W 23-22 (OT)
Oct. 1	at Norwich*	W 21-7
Oct. 8	HARTWICK*	W 49-19
Oct. 15	UTICA*	W 38-18
Oct. 22	at Case Western Reserve	W 14-0
Oct. 29	GROVE CITY	W 27-7
Nov. 5	at Ithaca*	L 14-28
Nov. 12	at St. John Fisher*	W 13-7
Nov. 19	MAINE MARITIME#	W 63-20

* - Empire 8 (E8) game

- ECAC North Atlantic Bowl Championship

GAME 3 • Sept. 16 vs. Albion

General Information

NAME: Albion College
LOCATION: Albion, Mich.
FOUNDED: 1835
ENROLLMENT: N/A
PRESIDENT: Dr. Peter T. Mitchell
ATHLETICS DIRECTOR: David Hawsey
AFFILIATION: NCAA Division III
CONFERENCE: Michigan Intercollegiate Athletic Association
NICKNAME: Britons
COLORS: Purple and Gold
STADIUM: Sprankle-Sprandel Stadium
PLAYING SURFACE: Natural Grass
CAPACITY: 4,244



COACHING STAFF

Head Coach:
 Craig Rundle (Albion '74)
RECORD AT AC:
 60-29 (9 seasons)
OVERALL RECORD:
 117-75-1 (20 seasons)



Assistant Coaches:

- Lance Coleman (Albion '91), Cornerbacks
- Scott Linn, Fullbacks/Tight Ends
- Ben Pack, Running Backs
- Ron Parker (Hillsdale '76), Linebackers
- Greg Polnasek, Wide Receivers
- DJ. Rehberg (Albion '96), Defensive Line
- Paul Schudel (Miami, Ohio '66), Offensive Line

BRITONS Outlook

2005 Record: 7-4
Conference Record/Place: 6-1/1st
Basic Offense: Pro-I, One-Back
Basic Defense: 4-4
Returning Starters: 13
Offense (5): TB Kyle Klyn, SE Peter Shaw, C Andrew Popovici, RG Evan Walters, RT Kyle Robinsin
Defense (7): DE Mike Sheldon, DL Brett Vernon, OLB Derek Tracy, ILB Michael Culliver, ILB Tim Gough, CB Tommy Lefere, DB Chase Chandler
Special Teams (1): P Brian Balzerini
Lettermen Returning/Lost: 51/31

2006 Schedule

Date	Opponent	Time
Sept. 2	BUTLER UNIV.	1 p.m.
Sept. 9	at Wheaton	8 p.m.
Sept. 16	at Thiel	1:30 p.m.
Sept. 30	at Hope*	1 p.m.
Oct. 7	WIS. LUTHERAN*	1 p.m.
Oct. 14	OLIVET*	1 p.m.
Oct. 21	at Alma*	1 p.m.
Oct. 28	KALAMAZOO*	1 p.m.
Nov. 4	at Adrian*	1 p.m.
Nov. 11	TRI-STATE*	1 p.m.

* - Michigan Intercollegiate Athletic Association (MIAA) game

2005 Results (7-4, 6-1 MIAA)

Date	Opponent	Result
Sept. 3	at Butler Univ.	W 28-23
Sept. 17	WISC.-OSHKOSH	L13-27
Sept. 24	at Millikin	L 20-21
Oct. 1	ADRIAN*	L 27-30
Oct. 8	at Tri-State*	W 73-0
Oct. 15	KALAMAZOO*	W 44-7
Oct. 22	at Wisc. Lutheran*	W 41-0
Oct. 29	HOPE*	W 34-0
Nov. 5	ALMA*	W 66-27
Nov. 12	at Olivet*	W 36-19
Nov. 19	at Wabash#	L 20-38

GAME 4 • Sept. 23 at Thomas More

General Information

NAME: Thomas More College
LOCATION: Crestview Hills, Ken.
FOUNDED: 1921
ENROLLMENT: 1,400
PRESIDENT: Sister Margaret Stallmeyer
ATHLETICS DIRECTOR: Terry Connor
AFFILIATION: NCAA Division III
CONFERENCE: Presidents' Athletic
NICKNAME: Saints
COLORS: Royal Blue, White and Silver
STADIUM: Thomas More Stadium
PLAYING SURFACE: Natural Grass
CAPACITY: 3,000



COACHING STAFF

Head Coach:
 Mike Hallett (Mount Union '94)
Record at Thomas More:
 10-10 (2 seasons)
Overall Record:
 10-10 (2 seasons)



Assistant Coaches:

- Denny Dorrel (Hanover '01), Defensive Coordinator
- Jeremy Kasper (Loras '03), Special Teams Coordinator
- Derek Bosse (Thomas More '00), Running Backs
- Billy Lyon (Marshall '00), Defensive Line

SAINTS Outlook

2005 Record: 6-4

Conference Record/Place: 4-2/3rd

Basic Offense: Multiple Pro-I

Basic Defense: Multiple 3-4

Returning Starters: 11

Offense (3): C Brandon Lee, OL Keith Cureton, WR Chase Weber

Defense (7): MLB Mark Carlisle, CB Chris Willis, WLB Rashawn West, CB Terrence Toone, DE Terry Runion, FS Nick Hazlett, DL Bo Allen

Specialists (1): N/A

Lettermen Returning/Lost: NA/NA

2006 Schedule

Date	Opponent	Time
Sept. 2	HANOVER	1:30 p.m.
Sept. 16	at Grove City*	1:30 p.m.
Sept. 23	THIEL*	1:30 p.m.
Sept. 30	at Waynesburg*	1:30 p.m.
Oct. 7	at Westminster*	1:30 p.m.
Oct. 14	at Frostburg State	1:30 p.m.
Oct. 21	HUNTINDON (Ala.)	1:30 p.m.
Oct. 28	BETHANY*	1:30 p.m.
Nov. 4	at Washington and Jefferson*	1:30 p.m.
Nov. 11	MOUNT ST. JOSEPH	1:30 p.m.

2005 Results (6-4, 4-2 PAC)

Date	Opponent	Time
Sept. 3	HANOVER	L 7-12
Sept. 10	at Bethany*	W 33-15
Sept. 17	GROVE CITY*	W 15-7
Sept. 23	at Westminster*	W 17-3
Oct. 1	WAYNESBURG*	W 13-7
Oct. 15	FROSTBURG STATE	L 6-23
Oct. 22	at Anderson	W 38-14
Oct. 29	at Thiel*	L 14-24
Nov. 5	WASHINGTON AND JEFFERSON	L 14-32
Nov. 12	at Mount St. Joseph	L 7-31

* - Presidents' Athletic Conference (PAC) contest

GAME 5 • Sept. 30 at Bethany

General Information

NAME: Bethany College
LOCATION: Bethany, W. Va.
FOUNDED: 1840
ENROLLMENT: 850
PRESIDENT: G.T. "Buck" Smith
ATHLETICS DIRECTOR: Joe Kurey
AFFILIATION: NCAA Division III
CONFERENCE: Presidents' Athletic
NICKNAME: Bison
COLORS: Kelly Green and White
STADIUM: Bethany Field
PLAYING SURFACE: Natural Grass
CAPACITY: 1,000



COACHING STAFF

Head Coach:
 Tim Weaver (Davidson '90)
Record at Bethany:
 0-0 (1st season)
Overall Record:
 0-0 (1st season)



Assistant Coaches:

- Bill Garvey (Iona '97), Offensive Coordinator, QB
- Kevin Loney (Dickinson '99), Defensive Coordinator, LB
- Andy Upton (W. Va. Tech '96), Wide Receivers
- Ryan Leib (Bethany '03), Defensive Backs
- Andrew Rossi (Bethany '04), Offensive Line
- Mister Askew (Elizabeth City State), Running Backs

BISON Outlook

2005 Record: 1-9

Conference Record/Place: 0-6/7th

Basic Offense: Multiple

Basic Defense: Multiple 4-3

Returning Starters: 16

Offense (7): QB Matt Blumer, TB Joe Ford, WR T.J. Parker, WR Minton Joyner, TE Mike Elias, C Stefan Bernacki, RT Brian Liptock

Defense (8): DE Chris Brady, DE Vince Botti, LB Chance Kildow, LB Cliff Anderson, LB Bill Wineberg, CB Herman Nuckols, CB Dante Fuscardo, FS R.J. Faldowski

Specialists (1): P Mike Elias

Lettermen Returning/Lost: 35/18

2006 Schedule

Date	Opponent	Time
Sept. 2	at Muskingum	7 p.m.
Sept. 9	HIRAM	1:30 p.m.
Sept. 16	at Ohio Wesleyan	1 p.m.
Sept. 30	THIEL*	1:30 p.m.
Oct. 7	GROVE CITY*	2 p.m.
Oct. 14	at Waynesburg*	1:30 p.m.
Oct. 21	at Westminster*	1:30 p.m.
Oct. 28	at Thomas More*	1:30 p.m.
Nov. 4	at Carnegie Mellon	1 p.m.
Nov. 11	WASHINGTON AND JEFFERSON*	1 p.m.

* - Presidents' Athletic Conference game

2005 Results (1-9, 6-0 PAC)

Date	Opponent	Time
Sept. 3	FRANKLIN & MARSHALL	W 34-21
Sept. 10	THOMAS MORE*	L 15-33
Sept. 17	at Defiance	L 26-29
Sept. 24	at Thiel*	L 7-41
Oct. 1	at Grove City*	L 12-21
Oct. 8	WAYNESBURG*	L 21-38
Oct. 15	WESTMINSTER*	L 13-34
Oct. 22	at Washington and Jefferson*	L 0-63
Oct. 29	CHICAGO	L 3-42
Nov. 5	CARNEGIE MELLON	L 15-30

* - Presidents' Athletic Conference game

GAME 6 • Oct. 7 vs. Washington and Jefferson

General Information

NAME: Washington and Jefferson College
LOCATION: Washington, Pa.
FOUNDED: 1781
ENROLLMENT: 1,400
PRESIDENT: Dr. Tori Haring-Smith
ATHLETICS DIRECTOR: Bill Dukett
AFFILIATION: NCAA Division III
CONFERENCE: Presidents' Athletic
NICKNAME: Presidents
COLORS: Red and Black
STADIUM: Cameron Stadium
PLAYING SURFACE: FieldTurf
CAPACITY: 3,500



COACHING STAFF

Head Coach:
 Mike Sirianni (Mount Union '94)
Record at W&J:
 30-5 (3 seasons)
Overall Record:
 30-5 (3 seasons)



Assistant Coaches:

- John Klien
- Todd Young
- Erik Franklin
- Jay Ernst
- R.J. Zitzelberger
- Matt Caponi
- Terry George
- Scott Venick

PRESIDENTS Outlook

2005 Record: 9-2

Conference Record/Place: 5-1/2nd

Basic Offense: Multiple

Basic Defense: Multiple

Returning Starters: 15

Offense (7): RB Ryan Mendel, WR Tom McCafferty, LT Chris Teter, LG Chris Hickey, C Adam Shallcross, RG Eric Sibenac, RT Adam Hoffer

Defense (8): DE Matt Sutphen, DT Jeff Ernst, DT Dan Brodland, LB Aaron Bane, LB Eric Taslov, CB Corey Walsh, SS Gabe McKee, FS Nick Cherish

Specialist (0):

Lettermen Returning/Lost: 49/9

2006 Schedule

Date	Opponent	Time
Sept. 2	SALISBURY	1 p.m.
Sept. 9	ALLEGHENY	6:30 p.m.
Sept. 16	at Hanover	1:30 p.m.
Sept. 23	at Oberlin	1 p.m.
Oct. 7	at Thiel*	1:30 p.m.
Oct. 14	WESTMINSTER*	2 p.m.
Oct. 21	GROVE CITY*	1:30 p.m.
Oct. 28	WAYNESBURG*	1:30 p.m.
Nov. 4	THOMAS MORE*	1:30 p.m.
Nov. 11	at Bethany*	1 p.m.

* - Presidents' Athletic Conference game

2005 Results (9-2, 5-1 PAC)

Date	Opponent	Time
Sept. 3	at Tri-State	W 42-0
Sept. 10	HANOVER	W 56-20
Sept. 17	ALLEGHENY	W 45-21
Sept. 24	at Emory & Henry	W 50-0
Oct. 1	THIEL*	L 28-35 (OT)
Oct. 8	at Westminster*	W 45-20
Oct. 15	at Grove City*	W 37-15
Oct. 22	BETHANY*	W 63-0
Oct. 29	at Waynesburg*	W 35-24
Nov. 5	at Thomas More*	W 32-14
Nov. 19	at Bridgewater#	

* - Presidents' Athletic Conference game

- NCAA Division III Playoffs

2006 Opponent Information

GAME 7 • Oct. 14 at Grove City

General Information

NAME: Grove City College
LOCATION: Grove City College
FOUNDED: 1876
ENROLLMENT: 2,400
PRESIDENT: Dr. Richard G. Jewell
ATHLETICS DIRECTOR: Dr. Don Lyle
AFFILIATION: NCAA Division III
CONFERENCE: Presidents' Athletic
NICKNAME: Wolverines
COLORS: Crimson and White
STADIUM: Robert E. Thorn Field
PLAYING SURFACE: CSTurf
CAPACITY: 3,500



COACHING STAFF



Head Coach:
 Chris Smith (Grove City '72)
Record at Grove City:
 85-123-2 (22 seasons)
Overall Record:
 85-123-2 (22 seasons)

Assistant Coaches:

- Rob Skaricich, Defensive Coordinator
- Jim Chinn, Running Game Coordinator, RB
- Todd Gibson, Outside Linebackers/Strength
- Bernie Davis, Tight Ends/Offensive Line
- Dennis Bornes, Linebackers
- Tom Wilson, Defensive Line
- Tyler Krivosh, Split Ends

WOLVERINES Outlook

2005 Record: 3-7
Conference Record/Place: 2-4/t-4th
Basic Offense: Double Slot/Wing-T
Basic Defense: Multiple
Returning Starters: 14
Offense (8): FB Matt Weil, WR Seth Fox, SE Scott Fichter, C Matt Gregg, OG Fred Mueller, OG Matt Rice, OT Bob Perri, TE Dan Jettes
Defense (5): DE Richard Welch, NT Jordan Johnston, WLB Bill Waugh, MLB Garret Choby, CB Shane Coughlin
Specialty (1): K Brandon McCall
Lettermen Returning/Lost: 34/15

2006 Schedule

Date	Opponent	Time
Sept. 9	CARNEGIE MELLON	1:30 p.m.
Sept. 16	THOMAS MORE*	1:30 p.m.
Sept. 23	at Waynesburg*	1:30 p.m.
Sept. 30	WESTMINSTER*	1:30 p.m.
Oct. 7	at Bethany*	2 p.m.
Oct. 14	THIEL*	2 p.m.
Oct. 21	at Washington and Jefferson*	1:30 p.m.
Oct. 28	ROCHESTER	1:30 p.m.
Nov. 4	CASE WESTERN RESERVE	1 p.m.
Nov. 11	at U.S. Merchant Marine	1 p.m.

* - Presidents' Athletic Conference game

2005 Results (3-7, 2-4 PAC)

Date	Opponent	Result
Sept. 3	at Manchester	L 21-24
Sept. 10	CARNEGIE MELLON	L 16-20
Sept. 17	at Thomas More*	L 7-15
Sept. 24	MUHLENBERG	W 16-6
Oct. 1	BETHANY*	W 21-12
Oct. 8	at Thiel*	L 0-30
Oct. 15	WASHINGTON AND JEFFERSON*	L 14-37
Oct. 22	WAYNESBURG*	W 7-6
Oct. 29	at Alfred	L 7-27
Nov. 5	at Westminster*	L 13-14

* - Presidents' Athletic Conference game

GAME 8 • Oct. 21 vs. Waynesburg

General Information

NAME: Waynesburg College
LOCATION: Waynesburg College
FOUNDED: 1849
ENROLLMENT: 1,530
PRESIDENT: Timothy R. Thyreen
ATHLETICS DIRECTOR: Rudy Marisa
AFFILIATION: NCAA Division III
CONFERENCE: Presidents' Athletic
NICKNAME: Yellow Jackets
COLORS: Orange and Black
STADIUM: Wiley Stadium
PLAYING SURFACE: FieldTurf
CAPACITY: 4,000



COACHING STAFF



Head Coach:
 Rick Shepas (Youngstown State '87)
Record at Waynesburg:
 4-6 (1 season)
Overall Record:
 4-6 (1 season)

Assistant Coaches:

- Chris Albrecht, Defensive Coordinator
- Jason Falvo, Asst. Head Coach/Special Teams Coordinator
- Chay Lahew, Run-Game Coordinator
- John Menhart, Linebackers
- Joe Pierce, Defensive Backs
- Jared Plisko, Running Backs

YELLOW JACKETS Outlook

2005 Record: 4-6
Conference Record/Place: 2-4/t-4th
Basic Offense: Multiple
Basic Defense: Multiple 3-4
Returning Starters: 13
Offense (7): RB Ryan Abels, QB Tres Cobb, OL Adam Pastrnak, OL Mark Smith, OL Alex Tempalski, C Dan Vitale, TE Chuck Wright
Defense (5): LB J.R. Anderson, LB Dan Andeassi, DT LaDrekus Burford, DE Mike Czerwien, DE D.J. DeWitt, DB Anthony Taylor
Specialty (1): Ke Ben Popson
Lettermen Returning/Lost: 26/15

2006 Schedule

Date	Opponent	Time
Sept. 2	at Wesley	1 p.m.
Sept. 9	WOOSTER	1:30 p.m.
Sept. 16	SHENANDOAH	1:30 p.m.
Sept. 23	GROVE CITY*	1:30 p.m.
Sept. 30	THOMAS MORE*	1:30 p.m.
Oct. 14	BETHANY*	1:30 p.m.
Oct. 21	at Thiel*	1:30 p.m.
Oct. 28	at Washington and Jefferson*	1:30 p.m.
Nov. 4	FROSTBURG STATE	1:30 p.m.
Nov. 11	at Westminster*	1:30 p.m.

* - Presidents' Athletic Conference (PAC) game

2005 Results (4-6, 2-4 PAC)

Date	Opponent	Result
Sept. 3	at Davidson	L 17-21
Sept. 17	MANCHESTER	W 28-7
Sept. 24	HANOVER	W 34-17
Oct. 1	at Thomas More*	L 7-13
Oct. 8	at Bethany*	W 38-21
Oct. 15	THIEL*	L 28-35 (2OT)
Oct. 22	at Grove City*	L 6-7
Oct. 29	WASHINGTON AND JEFFERSON*	L 24-35
Nov. 5	at Frostburg State	L 10-17 (OT)
Nov. 12	WESTMINSTER*	W 40-13

* - Presidents' Athletic Conference (PAC) game

GAME 9 • Nov. 4 vs. Westminster

General Information

NAME: Westminster College
LOCATION: New Wilmington, Pa.
FOUNDED: 1852
ENROLLMENT: 1,600
PRESIDENT: R. Thomas Williamson
ATHLETICS DIRECTOR: Jim Daffler
AFFILIATION: NCAA Division III
CONFERENCE: Presidents' Athletic
NICKNAME: Titans
COLORS: Blue and White
STADIUM: Harold Burry Stadium
PLAYING SURFACE: Natural Grass
CAPACITY: 4,500



COACHING STAFF



Head Coach:
 Jeff Hand (Clarion '92)
Record at Westminster:
 4-6 (1 season)
Overall Record:
 41-31 (7 seasons)

Assistant Coaches:

- Don Augustine (Westminster '03), Special Teams Coord.
- Dwayne Pavkovich (Hiram '02), Offensive Coordinator
- Clark Rolli (Waynesburg '02), Defensive Coordinator
- Gary Schooley (Slippery Rock '84), Secondary
- John Latouf (Westminster '93), Offensive Line
- Paul D'Imperio (Waynesburg '05), Wide Receivers
- Sean Ross (Waynesburg '04), Linebackers
- Paul Hulea (Youngstown State '85), Defensive Line

TITANS Outlook

2005 Record: 4-6
Conference Record/Place: 2-4/t-4th
Basic Offense: Multiple Pro Style
Basic Defense: 3-4
Returning Starters: 11
Offense (7): QB J.R. Barley, FB Josh Kutzner, WR Jake Buzard, WR Brett Ziegler, LT Shane Parker, LG Bryan Bokovich, RG Justin Decker
Defense (3): DL Chris Dulovich, LB Jason Fridley, DB Joey Tisserler
Special Teams (1): P Dusty Rhodes
Lettermen Returning/Lost: 28/18

2006 Schedule

Date	Opponent	Time
Sept. 2	ALLEGHENY	1:30 p.m.
Sept. 16	at Carnegie Mellon	12 p.m.
Sept. 23	ADRIAN	1:30 p.m.
Sept. 30	at Grove City*	1:30 p.m.
Oct. 7	THOMAS MORE*	1:30 p.m.
Oct. 14	at Washington and Jefferson*	1:30 p.m.
Oct. 21	BETHANY*	1:30 p.m.
Oct. 28	at Frostburg State	1 p.m.
Nov. 4	at Thiel*	1:30 p.m.
Nov. 11	WAYNESBURG*	1:30 p.m.

* - Presidents' Athletic Conference (PAC) game

2005 Results (4-6/2-4 PAC)

Date	Opponent	Result
Sept. 3	OHIO NORTHERN	L 3-48
Sept. 10	at Allegheny	W 12-9
Sept. 17	at Hiram	W 38-7
Sept. 24	THOMAS MORE*	L 3-17
Oct. 8	WASHINGTON AND JEFFERSON*	L 20-45
Oct. 15	at Bethany*	W 34-13
Oct. 22	THIEL*	L 0-34
Oct. 29	FROSTBURG STATE	L 13-16
Nov. 5	GROVE CITY*	W 14-13
Nov. 12	at Waynesburg*	L 13-40

* - Presidents' Athletic Conference (PAC) game

GAME 10 • Nov. 11 vs. Carnegie Mellon

General Information

NAME: Carnegie Mellon University
LOCATION: Pittsburgh, Pa.
FOUNDED: 1900
ENROLLMENT: 5,350
PRESIDENT: Dr. Jared L. Cohon
ATHLETICS DIRECTOR: Susan Bassett
AFFILIATION: NCAA Division III
CONFERENCE: University Athletic Association
NICKNAME: Tartans
COLORS: Cardinal & Grey
STADIUM: Gesling Stadium
PLAYING SURFACE: Astro turf 12
CAPACITY: 3,500



COACHING STAFF

Head Coach:

Rich Lackner (Carnegie Mellon '79)

Record at Carnegie Mellon:

138-59-2 (20 seasons)

Overall Record:

138-59-2 (20 seasons)



Assistant Coaches:

- Terry Bodnar (Marietta '76), Defensive Coordinator
- Rich Erdelyi (Pittsburgh '70), Offensive Coordinator
- Jim Rankin (Clarion), Secondary
- John Bainbridge (St. Vincent '76), Offensive Line
- Pat Johnston (Westminster '71), Defensive Line
- Dave Keefer (IUP), Inside Linebackers
- Bo Ruffner (IUP '94), Running Backs
- Jeff Simmons, Wide Receivers
- Bernie Storer (Georgetown, Ky. '74), Offensive Line/Tight Ends

TARTANS Outlook

2005 Record: 5-5

Conference Record/Place: 1-2/3rd

Basic Offense: Wing-T

Basic Defense: Multiple 50

Returning Starters: 15

Offense (7): RB Robert Gimson, RB Travis Sivek, RB Colby Whitman, WR Mark Davis, WR Jonathan Kline, RT Brian Freeman, TE Derek Wisnieski

Defense (6): DB Aaron Lewis, CB Jon Menhart, NG Phil Muldoon, LB Jamie Ploetzner, ILB James Rogers, S Nat Scarmazzi

Specialty (2): K Nathaniel Greenstein, P Matt Adams

Lettermen Returning/Lost: 40/16

2006 Schedule

Date	Opponent	Time
Sept. 2	at Hiram	1 p.m.
Sept. 9	at Grove City	1:30 p.m.
Sept. 16	WESTMINSTER	12 p.m.
Sept. 22	FRANKLIN & MARSHALL	1 p.m.
Sept. 30	COLORADO COLLEGE	7 p.m.
Oct. 14	at Case Western Reserve*	12 p.m.
Oct. 21	CHICAGO*	12 p.m.
Oct. 28	at Washington Univ.*	12p.m.
Nov. 4	BETHANY	1 p.m.
Nov. 11	at Thiel	1 p.m.

* - University Athletic Association (UAA) game

2005 Results (5-5, 1-2 UAA)

Date	Opponent	Time
Sept. 3	HIRAM	W 45-0
Sept. 10	at Grove City	W 20-16
Sept. 17	JOHNS HOPKINS	L 6-9
Sept. 24	at Franklin & Marshall	L 0-6
Oct. 1	at Colorado College	W 63-28
Oct. 15	at Chicago*	L 6-35
Oct. 22	WASHINGTON UNIV.*	L 7-28
Oct. 29	CASE WESTERN RESERVE*	W 23-20
Nov. 6	at Bethany*	W 30-15
Nov. 13	THIEL	L 48-50 (3OT)

* - University Athletic Association (UAA) game

2006 PAC Composite Schedule

Saturday, September 2, 2006

Salisbury at Washington & Jefferson - 1 p.m.

Waynesburg at Wesley - 1 p.m.

Allegheny at Westminster - 1:30 p.m.

Hanover at Thomas More - 1:30 p.m.

Bethany at Muskingum - 7 p.m.

Thiel at Geneva - 7 p.m.

Grove City - off

Saturday, September 9, 2006

Thiel at Alfred - 1 p.m.

Carnegie Mellon at Grove City - 1:30 p.m.

Hiram at Bethany - 1:30 p.m.

Wooster at Waynesburg - 1:30 p.m.

Allegheny at Washington & Jefferson - 6:30 p.m.

Thomas More, Westminster - off

Saturday, September 16, 2006

Thomas More at Grove City* - 1:30 p.m.

Westminster at Carnegie Mellon - noon

Bethany at Ohio Wesleyan - 1 p.m.

Albion at Thiel - 1:30 p.m.

Shenandoah at Waynesburg - 1:30 p.m.

Washington & Jefferson at Hanover - 1:30 p.m.

Saturday, September 23, 2006

Grove City at Waynesburg* - 1:30 p.m.

Thiel at Thomas More* - 1:30 p.m.

Washington & Jefferson at Oberlin - 1 p.m.

Adrian at Westminster - 1:30 p.m.

Bethany - off

Saturday, September 30, 2006

Thiel at Bethany* - 1:30 p.m.

Thomas More at Waynesburg* - 1:30 p.m.

Westminster at Grove City* - 1:30 p.m.

Washington & Jefferson - off

Saturday, October 7, 2006

Thomas More at Westminster* - 1:30 p.m.

Washington & Jefferson at Thiel* - 1:30 p.m.

Grove City at Bethany* - 2 p.m.

Waynesburg - off

Saturday, October 14, 2006

Bethany at Waynesburg* - 1:30 p.m.

Thiel at Grove City* - 2 p.m.

Westminster at Washington & Jefferson* - 2 p.m.

Thomas More at Frostburg State - 1:30 p.m.

Saturday, October 21, 2006

Bethany at Westminster* - 1:30 p.m.

Grove City at Washington & Jefferson* - 1:30 p.m.

Waynesburg at Thiel* - 1:30 p.m.

Huntingdon at Thomas More - 1:30 p.m.

Saturday, October 28, 2006

Bethany at Thomas More* - 1:30 p.m.

Waynesburg at Washington & Jefferson* - 1:30 p.m.

Westminster at Frostburg State - 1 p.m.

Rochester at Grove City - 1:30 p.m.

Thiel - off

Saturday, November 4, 2006

Westminster at Thiel* - 1:30 p.m.

Thomas More at Washington & Jefferson* - 1:30 p.m.

Bethany at Carnegie Mellon - 1 p.m.

Case Western Reserve at Grove City - 1 p.m.

Frostburg State at Waynesburg - 1:30 p.m.

Saturday, November 11, 2006

Washington & Jefferson at Bethany* - 1 p.m.

Waynesburg at Westminster* - 1:30 p.m.

Carnegie Mellon at Thiel - 1 p.m.

Grove City at U.S. Merchant Marine (Kings Point) - 1 p.m.

Mount St. Joseph at Thomas More - 1:30 p.m.

Saturday, November 18, 2006

NCAA Division III Playoffs - First Round

Saturday, November 25, 2006

NCAA Division III Playoffs - Second Round

Saturday, December 2, 2006

NCAA Division III Playoffs - Quarterfinals

Saturday, December 9, 2006

NCAA Division III Playoffs - Semifinals

Saturday, December 16, 2006

Amos Alonzo Stagg Bowl - Salem, Virginia



2005 Results & Statistics

Thiel College Tomcats Football 2005 Thiel College Combined Team Statistics All Games

RECORD:	OVERALL	HOME	AWAY	NEUTRAL
ALL GAMES	(11-1-0)	(6-1-0)	(5-0-0)	(0-0-0)
CONFERENCE	(6-0-0)	(3-0-0)	(3-0-0)	(0-0-0)
NON-CONFERENCE	(5-1-0)	(3-1-0)	(2-0-0)	(0-0-0)

DATE	OPPONENT	W/L	SCORE	ATTEND	TEAM STATISTICS	THI	OPP
Sep. 10, 2005	OHIO WESLEYAN UNIVERSITY	W	39-36	1100	SCORING	395	198
Sep. 17, 2005	at Bluffton University	W	42-0	738	Points Per Game	32.9	16.5
*Sep. 23, 2005	BETHANY COLLEGE	W	41-7	980	FIRST DOWNS	257	168
*Oct. 01, 2005	at Washington and Jefferson College	W	38-35 (OT)	3508	Rushing	100	60
*Oct. 08, 2005	GROVE CITY COLLEGE	W	30-0	2500	Passing	135	94
*Oct. 15, 2005	at Waynesburg College	W	35-28 (2OT)	1800	Penalty	22	14
*Oct. 22, 2005	at Westminster College	W	34-0	895	RUSHING YARDAGE	1832	964
*Oct. 29, 2005	THOMAS MORE COLLEGE	W	24-14	2412	Yards gained rushing	2011	1407
Nov. 05, 2005	BUFFALO STATE COLLEGE	W	21-3	1740	Yards lost rushing	179	443
Nov. 12, 2005	at Carnegie Mellon University	W	50-48 (3OT)	3108	Rushing Attempts	466	411
INov. 19, 2005	JOHNS HOPKINS UNIVERSITY	W	28-3	2300	Average Per Rush	3.9	2.3
INov. 26, 2005	BRIDGEWATER COLLEGE	L	13-24	2500	Average Per Game	152.7	80.3

* - denotes conference game
I - denotes NCAA Division III Playoff game

RUSHING	GP	Att	Gain	Loss	Net	Avg	TD	Long	Avg/G
Stephen Minton	10	230	1100	34	1066	4.6	19	42	106.6
Dan Hess	11	140	654	19	635	4.5	4	40	57.7
Brett Helman	10	40	108	14	94	2.3	0	8	9.4
Matt Voelker	10	1	25	0	25	25.0	0	25	2.5
Jeremiah Conley	11	2	14	0	14	7.0	1	10	1.3
Brandon Chambers	11	1	12	0	12	12.0	0	12	1.1
Greg Gustovich	12	6	11	0	11	1.8	0	4	0.9
Aaron Bell	1	2	8	0	8	4.0	0	5	8.0
Justin Kuban	11	6	9	1	8	1.3	1	5	0.7
Sixto Rivera	11	1	0	1	-1	-1.0	0	0	-0.1
Matt McKinney	5	1	0	2	-2	-2.0	0	0	-0.4
David Duran	2	2	0	6	-6	-3.0	0	0	-3.0
Billy Blankenship	6	8	14	22	-8	-1.0	0	11	-1.3
TEAM	-	5	0	9	-9	-1.8	0	0	-1.3
Darrell Satterfield	12	21	56	71	-15	-0.7	0	17	-1.2
Total	12	466	2011	179	1832	3.9	25	42	152.7
Opponents	12	411	1407	443	964	2.3	9	49	80.3

PASSING	GP	Effic	Att-Comp-Int	Pct	Yds	TD	Lng	Avg/G
Darrell Satterfield	12	136.32	369-213-14	57.7	2804	25	78	233.7
Billy Blankenship	6	103.26	26-10-0	38.5	122	2	30	20.3
Matt McKinney	5	25.60	2-1-1	50.0	18	0	18	3.6
Brett Helman	10	908.80	1-1-0	100.0	57	1	57	5.7
Total	12	135.55	398-225-15	56.5	3001	28	78	250.1
Opponents	12	109.63	341-185-19	54.3	2072	16	72	172.7

RECEIVING	GP	No.	Yds	Avg	TD	Long	Avg/G
Brandon Chambers	11	90	1388	15.4	16	67	126.2
Tom McEntire	11	54	668	12.4	3	57	60.7
Mark LaScala	12	26	465	17.9	4	78	38.8
Justin Kuban	11	17	98	5.8	2	13	8.9
Jonathan Kutterna	12	14	116	8.3	1	20	9.7
Brett Helman	10	6	86	14.3	0	27	8.6
Greg Gustovich	12	6	39	6.5	0	14	3.2
Dan Hess	11	4	41	10.2	0	18	3.7
Steve Minton	10	3	32	10.7	0	15	3.2
John Adams	12	3	29	9.7	1	17	2.4
Darius Thompson	12	1	21	21.0	1	21	1.8
Shaun Jackson	12	1	18	18.0	0	18	1.5
Total	12	225	3001	13.3	28	78	250.1
Opponents	12	185	2072	11.2	16	72	172.7

FIELD GOALS	FGM-FGA	Pct	01-19	20-29	30-39	40-49	50-99	Lg	Blk
Sammy Koyl	3-11	27.3	0-0	2-3	1-7	0-1	0-0	34	2

SCORING	ID	EGs	Kick	Bush	Rcv	Pass	DXP	Saf	Points
Steve Minton	19	0-0	0-0	0-0	0	0-0	0	0	114
Brandon Chambers	16	0-0	0-0	0-0	1	0-0	0	0	98
Sammy Koyl	0	3-11	45-51	0-1	0	0-0	0	0	54
Dan Hess	4	0-0	0-0	0-0	0	0-0	0	0	24
Mark LaScala	4	0-0	0-0	0-0	0	0-0	0	0	24
Tom McEntire	3	0-0	0-0	0-0	1	0-0	0	0	20
Justin Kuban	3	0-0	0-0	0-0	0	0-0	0	0	18
Robert Hughes	1	0-0	0-0	0-0	0	0-0	0	0	6
Zjaque Douglas	1	0-0	0-0	0-0	0	0-0	0	0	6
Jeremiah Conley	1	0-0	0-0	0-0	0	0-0	0	0	6
Darius Thompson	1	0-0	0-0	0-0	0	0-0	0	0	6
John Adams	1	0-0	0-0	0-0	0	0-0	0	0	6
Shaun Jackson	1	0-0	0-0	0-0	0	0-0	0	0	6
Jonathan Kutterna	1	0-0	0-0	0-0	0	0-0	0	0	6
Ryan McNicholas	0	0-0	1-1	0-0	0	0-0	0	0	1
Darrell Satterfield	0	0-0	0-0	0-0	0	2-3	0	0	0
Total	56	3-11	46-52	0-1	2	2-3	0	0	395
Opponents	26	5-9	23-24	0-0	1	1-2	0	1	198

SCORE BY QUARTERS	1st	2nd	3rd	4th	OT	Total
Thiel College (PA)	60	142	62	92	39	395
Opponents	68	28	37	38	27	198

TEAM STATISTICS	THI	OPP
SCORING	395	198
Points Per Game	32.9	16.5
FIRST DOWNS	257	168
Rushing	100	60
Passing	135	94
Penalty	22	14
RUSHING YARDAGE	1832	964
Yards gained rushing	2011	1407
Yards lost rushing	179	443
Rushing Attempts	466	411
Average Per Rush	3.9	2.3
Average Per Game	152.7	80.3
TDs Rushing	25	9
PASSING YARDAGE	3001	2072
Att-Comp-Int	398-225-15	341-185-19
Average Per Pass	7.5	6.1
Average Per Catch	13.3	11.2
Average Per Game	250.1	172.7
TDs Passing	28	16
TOTAL OFFENSE	4833	3036
Total Plays	864	752
Average Per Play	5.6	4.0
Average Per Game	402.8	253.0
KICK RETURNS: #-YARDS	31-742	54-903
PUNT RETURNS: #-YARDS	26-231	19-184
INT RETURNS: #-YARDS	19-250	15-226
FUMBLES-LOST	16-8	25-15
PENALTIES-YARDS	73-568	70-593
Average Per Game	47.3	49.4
PUNTS-YARDS	50-1544	67-2436
Average Per Punt	30.9	36.4
Net Punt Average	27.2	32.9
TIME OF POSSESSION/GAME	32:48	27:12
3RD-DOWN CONVERSIONS	79-174	58-171
3rd-Down Pct	45%	34%
4TH-DOWN CONVERSIONS	11-27	9-25
4th-Down Pct	41%	36%
SACKS BY-YARDS	38-261	13-70
MISC YARDS	6	0
TOUCHDOWNS SCORED	56	26
FIELD GOALS-ATTEMPTED	3-11	5-9
PAT-ATTEMPTS	46-52	23-24
ATTENDANCE	13532	10049
Games-Avg Per Game	7-1933	5-2010
Neutral Site Games		0-0

INTERCEPTIONS	No.	Yds	Avg	TD	Long
Darius Thompson	6	42	7.0	0	24
Steve Boyle	5	48	9.6	0	30
Jeff Wagner	2	43	21.5	0	43
Zjaque Douglas	2	41	20.5	1	41
Shaun Jackson	2	53	26.5	0	51
Sam Swartzfager	1	9	9.0	0	9
Chris Lorber	1	14	14.0	0	14
Total	19	250	13.2	1	51
Opponents	15	226	15.1	0	84

PUNTING	No.	Yds	Avg	Long	IB	EC	I20	Blkd
Sammy Koyl	21	730	34.8	53	2	2	4	1
Matt McKinney	16	473	29.6	39	0	3	2	1
Greg Gustovich	9	295	32.8	44	1	0	6	1
TEAM	3	12	4.0	12	0	0	0	0
Tom McEntire	1	34	34.0	34	0	0	1	0
Total	50	1544	30.9	53	3	5	13	3
Opponents	67	2436	36.4	65	4	7	16	3

PUNT RETURNS	No.	Yds	Avg	TD	Long
Darius Thompson	10	122	12.2	0	40
Brandon Chambers	6	31	5.2	0	20
Tom McEntire	5	-3	-0.6	0	6
Matt Joy	2	8	4.0	0	4
Kellen Manning	1	0	0.0	0	0
Shaun Jackson	1	32	32.0	1	32
Antonio Quarterman	1	0	0.0	0	0
Robert Hughes	0	41	0.0	1	41
Total	26	231	8.9	2	41
Opponents	19	184	9.7	1	31

KICK RETURNS	No.	Yds	Avg	TD	Long
Zjaque Douglas	11	299	27.2	0	77
Tom McEntire	7	139	19.9	9	29
Darius Thompson	5	156	31.2	0	69
Brandon Chambers	5	104	20.8	0	28
Jeremiah Conley	1	5	5.0	0	5
Steve Boyle	1	23	23.0	0	23
John Adams	1	16	16.0	0	16
Total	31	742	23.9	0	77
Opponents	54	903	16.7	0	41

2005 Results & Statistics

DEFENSIVE LEADERS		Tackles					Sacks		Pass Def			Fumbles		Blkd		ALL PURPOSE									
GP	Solo	Ast	Total	TFL/Yds	No-Yds	Int-Yds	BrUp	QBH	Rcv-Yds	FF	Kick	Saf	G	Rush	Rec	PR	KOR	IR	Tot	Avg/G					
51	56	38	94	6.0-22	1.5-10	2-43	4	-	-	1	-	-	11	12	1388	31	104	0	1535	139.5					
3	30	36	66	3.0-14	0.5-9	6-42	6	-	2-0	2	-	-	10	1066	32	0	0	0	1098	109.8					
55	27	32	59	4.5-17	1.5-12	-	2	-	1-0	-	-	-	11	0	668	-3	139	0	804	73.1					
33	33	16	49	5.5-20	1.0-6	2-41	7	-	-	1	-	-	11	635	41	0	0	0	676	61.5					
11	31	12	43	0.5-1	-	5-48	5	-	-	1	-	-	12	0	465	0	0	0	465	38.8					
6	22	29	51	8.5-59	6.0-47	1-14	2	-	2-0	2	-	-	12	0	21	122	156	42	341	28.4					
94	26	21	47	12.0-46	7.0-29	-	3	-	2-0	4	-	-	11	0	0	0	299	41	340	30.9					
98	24	20	44	17.0-83	9.5-67	-	8	-	1-0	2	-	-	10	94	86	0	0	0	180	18.0					
63	21	33	54	8.5-24	2.5-14	-	1	-	-	1	-	-	12	0	116	0	0	0	116	9.7					
27	19	22	41	2.0-10	0.5-5	-	1	-	1-6	-	-	-	11	8	98	0	0	0	106	9.6					
13	22	14	36	3.0-9	-	-	1	-	-	1	-	-	12	0	0	0	23	48	71	5.9					
30	21	10	31	3.5-14	0.5-4	2-53	4	-	-	-	-	-	12	11	39	0	0	0	50	4.2					
22	14	21	35	3.0-16	0.5-9	-	1	-	-	-	-	-	12	0	29	0	16	0	45	3.8					
87	8	8	16	3.5-20	1.5-9	-	-	-	-	-	1	-	12	0	0	0	0	43	43	3.6					
53	5	13	18	1.0-1	-	-	-	-	-	-	2-0	-	11	0	0	41	0	0	41	3.7					
93	7	7	14	7.5-39	2.5-21	-	-	-	-	-	-	-	10	25	0	0	0	0	25	2.5					
20	9	1	10	-	-	-	4	-	-	-	-	-	11	14	0	0	5	0	19	1.7					
9	7	4	11	1.0-7	1.0-7	-	-	-	-	-	-	1	12	0	0	0	0	14	14	1.2					
15	7	3	10	-	-	-	1	-	-	-	-	-	12	0	0	0	0	9	9	0.8					
1	6	3	9	-	-	-	1	-	1-0	1	-	-	5	0	0	8	0	0	8	1.6					
99	6	10	2.0-12	2.0-12	-	1	-	1-0	-	-	-	-	1	8	0	0	0	0	8	8.0					
57	3	4	7	-	-	1-9	-	-	-	-	-	-	11	-1	0	0	0	0	-1	-0.1					
8	4	2	6	0.5-3	-	-	-	-	-	-	-	-	5	-2	0	0	0	0	-2	-0.4					
10	5	-	5	-	-	-	-	-	-	-	-	-	2	-6	0	0	0	0	-6	-3.0					
34	3	3	6	-	-	-	-	-	-	-	-	-	6	-8	0	0	0	0	-8	-1.3					
TM	3	-	3	-	-	-	-	-	-	-	-	-	7	-9	0	0	0	0	-9	-1.3					
16	3	0	3	-	-	-	-	-	-	-	-	-	12	-15	0	0	0	0	-15	-1.2					
23	3	-	3	-	-	-	-	-	-	-	-	-	12	1832	3001	231	742	250	6056	504.7					
41	2	1	3	-	-	-	-	-	1-0	-	-	-	12	964	2072	184	903	226	4349	362.4					
72	2	-	2	-	-	-	-	-	-	-	-	-	-	-	-	-	-	-	-	-					
47	2	-	2	-	-	-	-	-	-	-	-	-	-	-	-	-	-	-	-	-					
50	1	2	3	-	-	-	-	-	-	-	-	-	-	-	-	-	-	-	-	-					
58	1	2	3	1.5-4	-	-	-	-	-	-	-	-	-	-	-	-	-	-	-	-					
2	1	1	2	-	-	-	-	-	-	-	-	-	-	-	-	-	-	-	-	-					
52	1	-	1	-	-	-	-	-	-	-	-	-	-	-	-	-	-	-	-	-					
31	2	-	2	-	-	-	-	-	-	-	-	-	-	-	-	-	-	-	-	-					
18	1	-	1	-	-	-	-	-	-	-	-	-	-	-	-	-	-	-	-	-					
5	1	-	1	-	-	-	-	-	-	-	-	-	-	-	-	-	-	-	-	-					
4	2	-	2	-	-	-	-	-	-	-	-	-	-	-	-	-	-	-	-	-					
12	1	-	1	-	-	-	-	-	-	-	-	-	-	-	-	-	-	-	-	-					
44	1	-	1	-	-	-	-	-	-	-	-	-	-	-	-	-	-	-	-	-					
45	1	-	1	-	-	-	-	-	-	-	-	-	-	-	-	-	-	-	-	-					
21	1	-	1	-	-	-	1	-	-	-	-	-	-	-	-	-	-	-	-	-					
69	1	-	1	-	-	-	-	-	-	-	-	-	-	-	-	-	-	-	-	-					
Total	435	361	796	94-421	38-261	19-250	53	-	15-6	16	4	-	-	-	-	-	-	-	-	-					
Opponents	-	-	-	-	13-70	15-226	52	1	8-0	7	8	1	-	-	-	-	-	-	-	-					



2006 THIEL COLLEGE FOOTBALL

2005 Box Scores

Ohio Wesleyan Univ. vs. Thiel College (Sept. 10, 2005 at Greenville, Pa.)

Score by Quarters	1	2	3	4	Score	
Ohio Wesleyan Univ.	13	7	7	9	36	Record: (0-1)
Thiel College	12	14	6	7	39	Record: (1-0)

Scoring Summary:

1st 07:26 THI - Steve Minton 3 yd run (Sammy Koyl kick failed) , 14-77 7:34, OWU 0 - THI 6
 03:37 OWU - T. Raeford 5 yd. pass from Ryan Sir Louis (Jason Whitcomb kick) , 5-20 1:16 OWU 7 - THI 6
 00:53 THI - Steve Minton 11 yd. run (D. Satterfield pass failed) , 5-59 2:32, OWU 7 - THI 12
 00:09 OWU - T. Raeford 59 yd. pass from Ryan Sir Louis (Chris Kras kicked failed) , 2-62 0:43, OWU 13 - THI 12

2nd 12:52 THI - Steve Minton 1 yd. run (Sammy Koyl kick) , 4-11 2:08, OWU 13 - THI 19
 05:20 OWU - Zach Dennis 72 yd. pass from Ryan Sir Louis (Jasin Whitcomb kick) , 14-63 7:23 OWU 20 - THI 19

3rd 14:40 OWU - Zach Dennis 72 yd. pass from Ryan Sir Louis (Chris Kras kick) , 1-72 0:12, OWU 27 - THI 26
 02:19 THI - Steve Minton 1 yd run (Sammy Koyl kick failed) , 12-72 7:06, OWU 27 - THI 32

4th 14:53 THI - Justin Kuban 6 yd pass from D. Satterfield (Sammy Koyl kick) , 4-28 2:10, OWU 27 - THI 39
 02:29 OWU - Team safety, OWU 29 - THI 39
 01:24 OWU - Joey Riley 12 yd pass from Ryan Sir Louis (Jason Whitcomb kick) , 7-61 1:13, OWU 36 - THI 39

	OWU	THI
FIRST DOWNS	17	25
RUSHES-YARDS (NET)	28-99	38-195
PASSING YDS (NET)	262	208
Passes Att-Comp-Int.	30-18-2	26-18-1
TOTAL OFFENSE PLAYS-YARDS	58-361	64-403
Fumble Returns-Yards	0-0	0-0
Punt Returns-Yards.	2-12	2-11
Kickoff Returns-Yards	7-89	5-163
Interception Returns-Yards	1-9	2-16
Punts (Number-Avg)	3-41.3	3-26.7
Fumbles-Lost	0-0	1-1
Penalties-Yards	7-49	9-70
Possession Time	24:10	35:50
Third-Down Conversions	5 of 11	8 of 11
Fourth-Down Conversions	1 of 2	0 of 0
Red-Zone Scores-Chances	3-4	5-5
Sacks By: Number-Yards	0-0	1-4

RUSHING: Ohio Wesleyan Univ.-Ryan Sir Louis 9-39; Calvin Willis 8-31; Nick Rice 4-20; Matt Carducci 3-8; Joey Riley 1-4; Kyle Adams 2-0; Everette Jacob 1-minus. Thiel-Steve Minton 25-144; Brett Helman 8-40; Greg Gustovich 4-8; D. Satterfield 1-3.

PASSING: Ohio Wesleyan Univ.- Ryan Sir Louis 18-30-2-262 Thiel-D. Satterfield 18-26-1-208.

RECEIVING: Ohio Wesleyan Univ.- Zach Dennis 8-139; T. Raeford 3-71; Nick Rice 3-23; Rick Rodgers 2-13; Joey Riley 1-12; Kyle Adams 1-4. Thiel-Tom McEntire 6-60; Brand Chambers 5-62; Greg Gustovich 2-13; Brett Helman 1-27; D. Thompson 1-21; Mark LaScola 1-12; J. Kutnera; 1-7; Justin Kuban 1-6.

INTERCEPTIONS: Ohio Wesleyan Univ.- Chad Ellis 1-9. Thiel- D. Thompson 1-3; Steve Boyle 1-13.

FUMBLES: Ohio Wesleyan Univ.-None. Thiel- Tom McEntire 1-1.

Stadium: Alumni Stadium Attendance: 1100
 Kickoff time: 1:30 pm End of Game: 4:20 pm Total elapsed time: 2:50
 Officials: Referee: Mike Zyglis; Umpire: Don Kaminski; Linesman: Dave Papariel; Line judge: Raul Wzontek; Field judge: Jim Martek; Side judge: Rick Schunke.

Thiel College vs. Bluffton University (Sept. 17, 2005 at Bluffton, Ohio)

Score by Quarters	1	2	3	4	Score	
Thiel College	14	14	0	14	42	Record: (2-0)
Bluffton University	0	0	0	0	0	Record: (1-2)

Scoring Summary:

1st 11:45 THI - Brandon Chambers 22 yd pass from D. Satterfield (Sammy Koyl kick) , 6-49 3:15, THI 7 - BLUFFTON 0
 03:37 THI - Steve Minton 2 yd run (Sammy Koyl kick) , 10-71 4:35, THI 14 - BLUFFTON 0

2nd 01:31 THI - Steve Minton 3 yd run (Sammy Koyl kick) , 9-65 2:38, THI 21 - BLUFFTON 0
 00:01 THI - J. Kutnera 2 yd pass from D. Satterfield (Sammy Koyl kick) , 4-50 0:23, THI 28 - BLUFFTON 0

4th 13:16 THI - Robert Hughes 41 yd blocked punt return (Sammy Koyl kick) , THI 35 - BLUFFTON 0
 12:09 THI - Steve Minton 2 yd run (Sammy Koyl kick) , 4-34 1:01, THI 42 - BLUFFTON 0

	THI	OWU
FIRST DOWNS	24	11
RUSHES-YARDS (NET)	39-136	45-101
PASSING YDS (NET)	230	14
Passes Att-Comp-Int.	33-17-0	17-4-2
TOTAL OFFENSE PLAYS-YARDS	72-366	62-115
Fumble Returns-Yards	0-0	0-0
Punt Returns-Yards.	4-50	2-15
Kickoff Returns-Yards	1-39	6-106
Interception Returns-Yards	2-11	0-0
Punts (Number-Avg)	7-28.0	7-34.4
Fumbles-Lost	2-2	2-1
Penalties-Yards	8-79	6-58
Possession Time	32:04	27:56
Third-Down Conversions	8 of 15	3 of 16
Fourth-Down Conversions	1 of 1	0 of 4
Red-Zone Scores-Chances	5-5	0-2
Sacks By: Number-Yards	2-17	1-10

RUSHING: Thiel- Steve Minton 27-110; Dan Hess 8-24; Aaron Bell 2-8; Jeremiah Conley 1-4; D. Satterfield 1-minus 10. Bluffton- Ben Dodds 16-59; Ben McCullough 9-35; Domin McCreary 2-9; Jared Owens 9-3; Shandon North 2-2; Terence Clayton 5-minus 2; Tad Geus 2-minus 5.

PASSING: Thiel-D. Satterfield 16-30-0-221; B. Blankenship 1-2-0-9. Bluffton-Jared Owens 3-13-0-1; Thomas Zink 1-3-2-13; Brian Schenko 0-1-0-0.

RECEIVING: Thiel-B. Chambers 6-96; Tom McEntire 6-79; Mark LaScola 2-37; John Adams 1-9; Justin Kuban 1-7; J. Kutnera 1-2. Bluffton - Ben Dodds 2-minus 6; Joel Siencki 1-13; Anthony Bryant 1-7.

INTERCEPTIONS: Thiel- Sam Swartzfager 1-9; Shaun Jackson 1-2. Bluffton-None.

FUMBLES: Thiel-B. Chambers 1-1; Tom McEntire 1-1. Bluffton- Tad Geus 1-1; Jared Owens 1-0.

Stadium: Salzman Stadium Attendance: 738
 Kickoff time: 1:30 p.m. End of Game: 4:16 pm Total elapsed time: 2:46
 Officials: Referee: Walpe; Umpire: Beamon; Linesman: Naspinski; Line judge: Disney; Field judge: Martin; Side judge: Coddington.



Bethany College vs. Thiel College (Sept. 23, 2005 at Greenville, Pa.)

Score by Quarters	1	2	3	4	Score	
Bethany College	0	0	0	7	7	Record: (1-3,0-2)
Thiel College	6	14	14	7	41	Record: (3-0,1-0)

Scoring Summary:

- 1st 07:42 TH1 - Steve Minton 1 yd run (Sammy Koyl kick failed) , 5-39 1:53 . BET 0 - TH1 6
- 2nd 07:48 TH1 - Steve Minton 3 yd run (Sammy Koyl kick) , 5-15 3:02, BET 0 - TH1 13
03:51 TH1 - Dan Hess 4 yd run (Sammy Koyl kick) , 7-52 3:53, BET 0 - TH1 20
- 3rd 03:56 TH1 - Mark LaScola 53 yd pass from D. Satterfield (Sammy Koyl kick) , 1-53 0:11, BET 0 - TH1 27
01:22 TH1 - Shaun Jackson 32 yd blocked punt return (Sammy Koyl kick) . BET 0 - TH1 34
- 4th 07:49 BET - Joe Ford 1 yd run (C. Williams kick) , 8-42 3:13, BET 7 - TH1 34
03:17 TH1 - Justin Kuban 3 yd pass from B. Blankenship (R. McNicholas kick) , 7-52 4:22, BET 7 - TH1 41

	BET	TH1
FIRST DOWNS	16	16
RUSHES-YARDS (NET)	40-88	37-136
PASSING YDS (NET)	146	158
Passes Att-Comp-Int.	25-14-1	18-12-0
TOTAL OFFENSE PLAYS-YARDS	65-234	55-294
Fumble Returns-Yards	0-0	0-0
Punt Returns-Yards.	1-9	3-92
Kickoff Returns-Yards	5-96	2-29
Interception Returns-Yards	0-0	1-12
Punts (Number-Avg)	4-36.5	4-34.8
Fumbles-Lost	6-5	2-1
Penalties-Yards	4-37	8-35
Possession Time	29:11	30:49
Third-Down Conversions	4 of 11	5 of 10
Fourth-Down Conversions	1 of 1	0 of 1
Red-Zone Scores-Chances	1-2	4-5
Sacks By: Number-Yards	2-17	9-55

RUSHING: Bethany- Joe Ford 15-71; Dante Green 4-29; Brett Clough 6-24; N. Neratka 3-9; Brent Owens 4-0; Brian Wineberg 8-minus 45. Thiel- Steve Minton 16-91; Dan Hess 15-66; B. Blankenship 1-11; TEAM 1-minus 4; Dave Duran 2-minus 6; D. Satterfield 2-minus 22.

PASSING: Bethany -Brent Owens 8-17-0-83; Brian Wineberg 6-8-1-63. Thiel-D. Satterfield 10-16-0-142; B.Blankenship 2-2-0-16.

RECEIVING: Bethany- Milton Joyner 4-60; Mike Elias 3-34; T.J. Parker 3-33; Joe Ford 2-7; Mike Cowan 1-7; Brett Clough 1-5. Thiel- Mark LaScola 6-104; Tom McEntire 2-31; Justin Kuban 2-16; Greg Gustovich1-4; John Adams 1-3.

INTERCEPTIONS: Bethany-none. Thiel- D. Thompson 1-12.

FUMBLES: Bethany- Brian Wineberg 3-2; Joe Ford 1-1; Mike Elias 1-1; Mike Cowan 1-1. Thiel-Dan Hess; 1-1; D. Satterfield 1-0.

Stadium: Alumni Stadium Attendance: 980
Kickoff time: 1:30 pm End of Game: 4:09 pm Total elapsed time: 2:39
Officials: Referee: Pete Rota; Umpire: Eric Hall; Linesman: Ron Dickson; Line judge: Tom Trilli; Field judge: Brad Rauber.

Thiel College vs. Wash. and Jeff. (Oct. 1, 2005 at Washington, Pa.)

Score by Quarters	1	2	3	4	OT	Score	
Thiel College	0	21	0	14	3	38	Record: (4-0, 2-0)
Wash. and Jeff.	14	0	13	8	0	35	Record: (3-1, 0-1)

Scoring Summary:

- 1st 11:32 W&J - Garret Brain 14 yd pass from Chris Edwards (Kyle Sidebotham kick) , 8-61 2:13, TH1 0 - W&J 7
08:06 W&J - Aaron Krepps 10 yd pass from Chris Edwards (Kyle Sidebotham kick) , 6-59 1:30, TH1 0 - W&J 14
- 2nd 09:39 TH1 - Steve Minton 2 yd run (Sammy Koyl kick blocked) , 3-18 1:38, TH1 6 - W&J 14
05:39 TH1 - Tom McEntire 57 yd pass from Brett Helman (Tom McEntire pass from D. Satterfield) , 2-66 1:00
TH1 14 - W&J 14
- 3rd 00:59 TH1 - Mark LaScola 19 yd pass from D. Satterfield (Sammy Koyl kick) , 6-60 0:58, TH1 21 - W&J 14
13:36 TH1 - Garrett Brain 13 yd pass from Chris Edwards (Kyle Sidebotham kick) , 4-61 1:15 TH1 21 - W&J 21
06:30 W&J - Kyle Sidebotham 40 yd field goal, 9-33 3:33, TH1 21 - W&J 24
03:23 W&J - Kyle Sidebotham 30 yd field goal, 4-1 0:21, TH1 21 - W&J 27
- 4th 12:23 TH1 - Steve Minton 21 yd run (Sammy Koyl kick) , 12-80 6:00 TH1 28 - W&J 27
06:24 TH1 - Zjaque Douglas 41 yd interception return (Sammy Koyl kick) , TH1 35 - W&J 27
04:12 W&J - Tom McCafferty 19 yd pass from Chris Edwards (R.J. Soeder pass from Aaron Krepps) , 7-64 2:03,
TH1 35 - W&J 35
- OT 15:00 TH1 - Sammy Koyl 22 yd. field goal, 6-20 0:00, TH1 38 - W&J 35

	TH1	W&J
FIRST DOWNS	17	24
RUSHES-YARDS (NET)	42-170	29-67
PASSING YDS (NET)	198	328
Passes Att-Comp-Int.	32-17-1	52-28-5
TOTAL OFFENSE PLAYS-YARDS	74-368	81-395
Fumble Returns-Yards	0-0	0-0
Punt Returns-Yards.	0-0	2-38
Kickoff Returns-Yards	4-75	6-122
Interception Returns-Yards	5-95	1-34
Punts (Number-Avg)	7-35.1	3-19.3
Fumbles-Lost	0-0	0-0
Penalties-Yards	4-30	8-42
Possession Time	31:30	28:30
Third-Down Conversions	5 of 17	7 of 14
Fourth-Down Conversions	2 of 2	0 of 0
Red-Zone Scores-Chances	3-4	6-7
Sacks By: Number-Yards	3-34	0-0

RUSHING: Thiel-J. Steve Minton 30-138; Brett Helman 9-25; D. Satterfield 3-7. Wash. and Jeff.- Zitzelsberger 12-72; Ryan Mendel 12-36; Aaron Krepps 2-minus 7; Chris Edwards 3-minus 34..

PASSING: Thiel-D. Satterfield 16-31-1-141; Brett Helman 1-1-0-57. Wash. and Jeff.-Chris Edwards 28-52-5-328.

RECEIVING: Thiel- Tom McEntire 8-106; Brandon Chambers 5-53; Mark LaScola 2-22; J. Kutterna 1-13; Justin Kuban 1-4. Wash. and Jeff.- Aaron Krepps 10-149; Jon Miller 6-52; Garrett Brain 4-54; Tom McCafferty 2-32; R.J. Soeder 2-20; Ryan Mendel 2-4; Peter Briggs 1-9; Zitzelsberger 1-8.

INTERCEPTIONS: Thiel-Steve Boyle 2-5; Jeff Wagner 1-43; Zjaque Douglas 1-41; D. Thompson 1-6. Wash. and Jeff.-Gabe McKee 1-34.

FUMBLES: Thiel-None. Wash. and Jeff.- None.

Stadium: Cameron Stadium Attendance: 3508
Kickoff time: 2 p.m. End of Game: 5:20 pm Total elapsed time: 3:20
Officials: Referee: Charlie Watts; Umpire: Don Kaminski; Linesman: Terry Brown; Line judge: Gene Kuhla; Field judge: Frank Steratore; Side judge: Scott Carson.

2005 Box Scores

Grove City College vs. Thiel College (Oct. 08, 2005 at Greenville, Pa.)

Score by Quarters	1	2	3	4	Score	
Grove City	0	0	0	0	0	Record: (2-4, 1-2)
Thiel College	0	16	7	7	30	Record: (5-0, 3-0)

Scoring Summary:

2nd 13:50 TH1 - Steve Minton 7 yd run (Sammy Koyl kick blocked) , 14-75 7:38, GRO 0 - TH1 6
 07:05 TH1 - Sammy Koyl 34 yd field goal, 10-39 5:13, GRO 0 - TH1 9
 03:33 TH1 - Brandon Chambers 62 yd pass from D. Satterfield (Sammy Koyl kick) , 3-70 1:33, GRO 0 - TH1 16
 3rd 00:21 TH1 - Steve Minton 22 yd run (Sammy Koyl kick) , 8-76 3:54, GRO 0 - TH1 23
 4th 08:19 TH1 - Steve Minton 2 yd run (Sammy Koyl kick) , 7-61 3:58, GRO 0 - TH1 30

	GRO	TH1
FIRST DOWNS	9	21
RUSHES-YARDS (NET)	25-28	38-198
PASSING YDS (NET)	118	242
Passes Att-Comp-Int.	24-13-1	32-19-2
TOTAL OFFENSE PLAYS-YARDS	49-146	70-440
Fumble Returns-Yards	0-0	0-0
Punt Returns-Yards.	1-0	4-11
Kickoff Returns-Yards	6-92	1-24
Interception Returns-Yards	2-57	1-16
Punts (Number-Avg)	8-33.0	2-41.0
Fumbles-Lost	1-1	0-0
Penalties-Yards	4-26	43-20
Possession Time	23:22	36:38
Third-Down Conversions	3 of 12	8 of 16
Fourth-Down Conversions	1 of 1	3 of 4
Red-Zone Scores-Chances	0-0	3-5
Sacks By: Number-Yards	0-0	4-20

RUSHING: Grove City- Wes Basham 4-19; Adam Wargo 7-16; Matt Weil 5-11; Ken Roudybush; Bradford Clark 5-minus 5; Stephen Mercer 2-minus 13. Thiel- Steve Minton 27-152; Matt Voelker 1-25; Brett Helman 5-10; Dan Hess 3-10; Justin Kuban 2-1.

PASSING: Grove City-Bradford Clark 10-19-1-101; Stephen Mercer 3-4-0-17; TEAM 0-1-0-0 Thiel-D. Satterfield 18-28-2-212; B. Blankenship 1-4-0-30.

RECEIVING: Grove City- Scott Fichter 8-93; Nate Wilson 1-19; Adam Wargo 1-5; Ian Tobin 1-5; Dan Jelts 1-4; Ken Roudybush 1- minus 8. Thiel- Brandon Chambers 8-149; Mark LaScola 3-32; Justin Kuban 3-17; J. Kutterna 2-20; Greg Gustovich 2-17; Steve Minton 1-7.

INTERCEPTIONS: Grove City- Ross Trimmer 2-57. Thiel-Chris Lorber 1-14; D. Thompson 0-2.

FUMBLES: Grove City-Stephen Mercer 1-1. Thiel-None.

Stadium: Alumni Stadium Attendance: 2500
 Kickoff time: 1:30 pm End of Game: 4:00 pm Total elapsed time: 2:30
 Officials: Referee: Pete Rota; Umpire: Eric Hall; Linesman: Ron Dickson; Line judge: Gene Kuhla; Field judge: Brad Rauber; Side judge: Eric Akins.

Thiel College vs. Waynesburg College (Oct. 15, 2005 at Waynesburg, Pa.)

Score by Quarters	1	2	3	4	OT	Score	
Thiel College	0	7	7	7	14	22	Record: (6-0, 4-0)
Waynesburg College	14	7	0	0	7	19	Record: (3-3, 1-2)

Scoring Summary:

1st 07:13 WAY - Eric Daniels 3 yd run (Ben Popson kick) , 8-80 3:09, TH1 0 - WAY 7
 04:06 WAY- Bryan Gust 3 yd run (Ben Popson kick) , 5-35 2:20, TH1 0 - WAY 14
 2nd 08:19 WAY - Ryan Abels 6 yd run (Ben Popson kick) , 5-57 2:04, TH1 0 - WAY 21
 05:35 TH1 - Brandon Chambers 5 yd pass from D. Satterfield (Sammy Koyl kick) , 7-50 2:42, TH1 7 - WAY 21
 3rd 11:03 Steve Minton 2 yd run (Sammy Koyl kick) 6-25 3:05, TH1 14 - WAY 21
 4th 05:23 TH1 - B. Chambers 38 yd pass from D. Satterfield (Sammy Koyl kick), 5-80 2:19, TH1 21 - WAY 21
 OT 15:00 WAY - Dominick Hunter 8 yd pass from Tires Cobb (Ben Popson kick) 8-0 0:20, TH1 21 - WAY 28
 15:00 TH1 - Tom McEntire 25 yd pass from D. Satterfield (Sammy Koyl kick) , 2-25 0:00, TH1 28 - WAY 28
 15:00 TH1 - Steve Minton 6 yd run (Sammy Koyl kick) 5-25 0:00, TH1 35 - WAY 28

	TH1	WAY
FIRST DOWNS	20	19
RUSHES-YARDS (NET)	36-97	50-197
PASSING YDS (NET)	336	134
Passes Att-Comp-Int.	44-24-1	23-14-1
TOTAL OFFENSE PLAYS-YARDS	80-433	73-331
Fumble Returns-Yards	0-0	0-0
Punt Returns-Yards.	3-17	2-9
Kickoff Returns-Yards	3-72	2-12
Interception Returns-Yards	1-5	1-0
Punts (Number-Avg)	4-34.5	6-45.5
Fumbles-Lost	3-1	6-2
Penalties-Yards	6-63	5-40
Possession Time	28:39	31:21
Third-Down Conversions	6 of 17	4 of 14
Fourth-Down Conversions	3 of 6	1 of 3
Red-Zone Scores-Chances	3-4	3-5
Sacks By: Number-Yards	0-0	0-0

RUSHING: Thiel- Steve Minton 28-88; Brett Helman 6-9; Greg Gustovich 1-1, TEAM 1-minus 1. Waynesburg- Ryan Abels 25-123; Eric Daniels 18-80; Bryan Gust 3-3; Tires Cobb 4- minus 9.

PASSING: Thiel-D. Satterfield 24-44-1-336. Waynesburg-Tires Cobb 14-23-1-134

RECEIVING: Thiel- Brandon Chambers 11-177; Tom McEntire 7-97; Mark LaScola 2-32; Brett Helman 2-20; J. Kutterna 2-10. Waynesburg- Dominick Hunter 6-62; Ivan Hawkins 3-39; Bryan Gust 3-14; Marcus Imrich 1-15; Mike Shields 1-4.

INTERCEPTIONS: Thiel- D. Thompson 1- minus 5. Waynesburg-AndyTenney 1-0.

FUMBLES: Thiel-D. Thompson 1-0; Zjaque Douglas 1-0; Steve Minton 1-1. Waynesburg- Ryan Abels 3-1; Tires Cobb 1-0; Bryan Gust 1-0; Eric Daniels 1-1.

Stadium: Wiley Stadium Attendance: 1800
 Kickoff time: 1:30 p.m. End of Game: 4:50 pm Total elapsed time: 3:20
 Officials: Referee: Pete Rota; Umpire: Brian Fleming; Linesman: Paul Lancaster; Line judge: Gary Anderson; Field judge: Brad Rauber; Side judge: Eric Akins.



Thiel College vs. Westminster (Oct. 22, 2005 at New Wilmington, Pa.)

Score by Quarters	1	2	3	4	Score	
Thiel College	7	14	7	6	34	Record: (7-0, 5-0)
Westminster	0	0	0	0	0	Record: (3-4, 1-3)

Scoring Summary:

- 1st 03:30 TH1 - Brandon Chambers 24 yd pass from D. Satterfield (Sammy Koyl kick) 7-67 3:16, TH1 7 - WES 0
 2nd 13:59 TH1 - Mark LaScola 78 yd pass from D. Satterfield (Sammy Koyl kick) 3-80 1:01, TH1 14 - WES 0
 09:56 TH1 - Brandon Chambers 25 yd pass from D. Satterfield (Sammy Koyl kick) 4-63 1:28, TH1 21 - WES 0
 3rd 00:07 TH1 - Brandon Chambers 8 yd pass from D. Satterfield (Sammy Koyl kick) 6-42 3:10, TH1 28 - WES 0
 4th 01:23 TH1 - Jeremiah Conley 10 yd run (Sammy Koyl rush failed) 2-9 0:49, TH1 34 - WES -

	THI	WES
FIRST DOWNS	19	6
RUSHES-YARDS (NET)	39-148	25-3
PASSING YDS (NET)	334	126
Passes Att-Comp-Int.	33-18-2	24-15-0
TOTAL OFFENSE PLAYS-YARDS	72-482	49-123
Fumble Returns-Yards	0-0	0-0
Punt Returns-Yards.	2-20	0-01
Kickoff Returns-Yards	1-28	6-111
Interception Returns-Yards	0-0	2-16
Punts (Number-Avg)	2-28.5	9-31.4
Fumbles-Lost	2-0	3-2
Penalties-Yards	8-61	4-40
Possession Time	33:54	26:06
Third-Down Conversions	6 of 14	1 of 13
Fourth-Down Conversions	0 of 6	0 of 1
Red-Zone Scores-Chances	2-5	0-1
Sacks By: Number-Yards	4-24	1-0

RUSHING: Thiel-Steve Minton 19-61; Dan Hess 12-61; D. Satterfield 1-17; Jeremiah Conley 1-10; Brett Helman 1-2; Greg Gustovich 1-2; Sixto Rivera 1- minus 1; B. Blankenship 3-minus 4. Westminster- Eddie Williams 5-13; Sean Buggy 9-6; Josh Weese 1-1; Bretty Myers 1-minus 2; J.R. Barley 9-minus 21.

PASSING: Thiel- D. Satterfield 18-32-1-334; Matt McKinney 0-1-1-0; B. Blankenship 1-2-0-23. Westminster- J.R. Barley 14-22-0-103; Brett Myers 1-2-0-23.

RECEIVING: Thiel- Brandon Chambers 9-140; Tom McEntire 3-22; Mark LaScola 2-117; Brett Helman 1-19; J. Kutterna 1-19; Justin Kuban 1-12; Greg Gustovich 1-5. Westminster- Sean Buggy 5-28; Jason Discello 4-12; Jordon Belosh 2-40; Josh Kutzner 2-23; Matt Knight 1-23; Brett Ziegler 1-0.

INTERCEPTIONS: Thiel- None. Westminster-Tanner Larson 1-0; Greg Pfeifer 1-16.

FUMBLES: Thiel-B. Blankenship 1-0. Westminster- Sean Buggy 1-1; Brett Myers 1-1; J.R. Barley 1-0.

Stadium: Harold Burry Attendance: 895

Kickoff time: 1:30 pm End of Game: 4:05 pm Total elapsed time: 2:350

Officials: Referee: Larry Kupec; Umpire: Don Kaminski; Linesman: Steve Vak; Line judge: Gary Anderson;

Field

judge: Mark Emmerling; Side judge: Eric Akins.

Thomas More College vs.Thiel College (Oct. 29, 2005 at Greenville, Pa.)

Score by Quarters	1	2	3	4	Score	
Thomas More College	7	0	7	0	14	Record: (5-3, 4-1)
Thiel College	7	7	7	3	24	Record: (8-0, 6-0)

Scoring Summary:

- 1st 11:13 TH1 - Steve Minton 3 yd run (Sammy Koyl kick) 12-95 3:47, TMC 0 - TH1 7
 06: 29 TMC - Chase Weber 20 yd pass from Seth Ellis (Brian Sheeley kick) 9-65 4:36 TMC 7 - TH1 7
 2nd 00:5 TH1 - Justin Kuban 1 yd run (Sammy Koyl kick) 9-64 4:39, TMC 7 - TH1 14
 3rd 09:41TH1 - Steve Minton 1 yd run (Sammy Koyl kick) 8-41 3:53, TMC 7 - TH1 21
 07:08 TMC - Chase Weber 43 yd pass from Seth Ellis (Brian Sheeley kick) 6-69 2:27, TMC 14 - TH1 21
 4th 00: 54 TH1 - Sammy Koyl 28 yd field goal, 11-37 5:44, TMC 14 - TH1 24

	TMC	THI
FIRST DOWNS	9	26
RUSHES-YARDS (NET)	24-3	57-266
PASSING YDS (NET)	181	183
Passes Att-Comp-Int.	18-10-1	27-16-1
TOTAL OFFENSE PLAYS-YARDS	42-184	84-449
Fumble Returns-Yards	0-0	1-6
Punt Returns-Yards.	1-1	2-8
Kickoff Returns-Yards	3-49	3-29
Interception Returns-Yards	1-84	1-24
Punts (Number-Avg)	5-39.4	2-33.0
Fumbles-Lost	1-1	0-0
Penalties-Yards	3-56	6-39
Possession Time	19:42	40:18
Third-Down Conversions	4 of 10	9 of 16
Fourth-Down Conversions	0 of 1	1 of 3
Red-Zone Scores-Chances	1-1	4-7
Sacks By: Number-Yards	0-0	4-27

RUSHING: Thomas More- Tyran Thompson 7-9; R. Christopher 3-8; L. Colbert 2-4; Kyle James 3-4; Trevor Stellman 2-minus 2; Andrew McIntosh 1-minus 3; Seth Ellis; 6-minus 17. Thiel- Steve Minton 37-217; Dan Hess 9-29; Brett Helman 3-10; D. Satterfield 2-7; Justin Kuban 3-5; TEAM 2- minus 2.

PASSING: Thomas More- Seth Ellis 10-15-1-181; Trevor Stellman 0-3-0-0. Thiel-D. Satterfield 16-27-1-183.

RECEIVING: Thomas More- Andy Heintl 4-66; Chase Weber 2-63; Dan Hartman 2-16; John Resch 1-26; Tyran Thompson 1-10. Thiel- Brandon Chambers 7-91; Tom McEntire 5-67; Justin Kuban 3-10; Steve Minton 1-15.

INTERCEPTIONS: Thomas More- Nick Hazlett 1-84. Thiel- D. Thompson 1-24.

FUMBLES: Thomas More-Dan Hartman 1-1. Thiel-None.

Stadium: Alumni Stadium Attendance: 2412

Kickoff time: 1:30 p.m. End of Game: 4:00 pm Total elapsed time: 2:30

Officials: Referee: Jack Thorn; Umpire: Brian Fleming; Linesman: Greg Mace; Line judge: Jeff Osbourne;

Field judge: George Liotus; Side judge: Mark Emmerl.

2005 Box Scores

Buffalo St. College vs. Thiel College (Nov. 05, 2005 at Greenville, Pa.)

Score by Quarters	1	2	3	4	Score	
Buffalo St. College	3	0	0	0	3	Record: (3-5)
Thiel College	0	7	7	7	21	Record: (9-0)

Scoring Summary:

- 1st 10:31 BUF - Eric Buchanan 24 yd field goal, 10-43 3:21, BUF 3 - TH1 0
 2nd 04:28 TH1 - Brandon Chambers 24 yd pass from D. Satterfield (Sammy Koyl kick) 7-67 2:59, BUF 3 - TH1 7
 3rd 01:38 TH1 - Dan Hess 1 yd run (Sammy Koyl kick) 5-80 1:50, BUF 3 - TH1 14
 4th 10:09 TH1 - Brandon Chambers 67 yd pass from D. Satterfield (Sammy Koyl kick) 5-80 2:38, BUF 3 - TH1 21

	BUF	TH1
FIRST DOWNS	17	18
RUSHES-YARDS (NET)	34-31	29-97
PASSING YDS (NET)	341	279
Passes Att-Comp-Int.	54-26-0	33-15-2
TOTAL OFFENSE PLAYS-YARDS	88-372	62-376
Fumble Returns-Yards	0-0	0-0
Punt Returns-Yards.	1-12	0-0
Kickoff Returns-Yards	1-16	1-21
Interception Returns-Yards	2-19	0-0
Punts (Number-Avg)	6-32.0	7-30.6
Fumbles-Lost	1-0	1-1
Penalties-Yards	8-77	2-11
Possession Time	33:32	26:28
Third-Down Conversions	7 of 23	2 of 13
Fourth-Down Conversions	3 of 8	0 of 1
Red-Zone Scores-Chances	1-4	1-1
Sacks By: Number-Yards	1-4	7-44

RUSHING: Buffalo St.- Bob Vesona 4-21; M. Mikolaichik 15-8; James Perkins 12-1; Cliff Washington 3-1. Thiel- Dan Hess 16-56; Steve Minton 8-30; Brandon Chambers 1-12; Brett Helman 3-3; D. Satterfield 1-minus 4.

PASSING: Buffalo St.- M. Mikolaichik 26-53-0-341; Justin Draper 0-1-0-0 Thiel-D. Satterfield 14-32-2-261; Matt McKinney 1-1-0-18.

RECEIVING: Buffalo St.- Jonathan Allen 12-101; Tom Cocker 3-87; Jeff Shostak 3-63; Greg Meyer 3-38; Dan McEntire 2-30; James Perkins 2-20; Bob Vesona 2-46. Thiel- Brandon Chambers 7-167; Tom McEntire 3-35; Mark LaScola 2-46; Shaun Jackson 1-18; Steve Minton 1-10; Justin Kuban 1-3.

INTERCEPTIONS: Buffalo St.-Michael Haynes 1-19; Carl Jean-Louis 1-0. Thiel-None.

FUMBLES: Buffalo St.-M. Mikolaichik 1-0. Thiel-None.

Stadium: Alumni Stadium Attendance: 1740

Kickoff time: 1 pm End of Game: 4:05 pm Total elapsed time: 3:05

Officials: Referee: John Mynahan; Umpire:Chris Grogan; Linesman: Dave Paparie; Line judge: Paul Lancaster; Field judge: Jum Martek; Side judge: Scott Carson.

Thiel College vs. Carnegie Mellon (Nov. 12, 2005 at Pittsburgh, Pa.)

Score by Quarters	1	2	3	4	OT	Score	
Thiel College	7	7	0	14	22	50	Record: (10-0)
Carnegie Mellon	7	14	0	7	20	48	Record: (5-5)

Scoring Summary:

- 1st 07:58 CMU - Wisniewski 23 yd pass from Highberger (N. Greenstein kick) 4-32 2:17, TH1 0 - CMU 7
 01:20 TH1 - Brandon Chambers 9 yd pass from D. Satterfield (Sammy Koyl kick) 8-44 3:23, TH1 7 - CMU 7
 2nd 09:21 CMU - Jon Kline 2 yd pass from Highberger (N. Greenstein kick) 10-46 3:43, TH1 7 - CMU 14
 07:36 TH1 - Brandon Chambers 11 yd pass from D. Satterfield (Sammy Koyl kick) 6-20 1:45, TH1 14 - CMU 14
 04:42 CMU Travis Sivek 1yd run (N. Greenstein kick) 6-69 2:54, TH1 14 - CMU 21
 4th 14:04 CMU - Travis Sivek 9 yd run (N. Greenstein kick) 7-38 2:04, TH1 14 - CMU 28
 10:34 TH1 - Dan Hess 1 yd run (Sammy Koyl kick) 7-69 3:30, TH1 21 - CMU 28
 02:32 TH1 - Mark LaScola 7 yd pass from D. Satterfield (Sammy Koyl kick) 9-68 0:18, TH1 28 - CMU 28
 OT 15:00 CMU - Travis Sivek 1 yd run (N. Greenstein kick) 6-0 0:18 TH1 28 - CMU 35
 15:00 TH1 - Brandon Chambers 18 yd pass from D. Satterfield (Sammy Koyl kick) 6-0 0:18, TH1 35 - CMU 35
 15:00 TH1 - Tom McEntire 10 yd pass from D. Satterfield (Sammy Koyl kick) 4-25 0:00, TH1 42 - CMU 35
 15:00 CMU Robert Gimson 11 yd pass from Kevin Mulhern (N. Greenstein kick) 5-25 0:00, TH1 42 - CMU 42
 15:00 CMU - Jon Kline 13 yd pass from Kevin Mulhern (Kevin Mulhern pass failed) 5-25 0:00, TH1 42 - CMU 48
 15:00 TH1 - Brandon Chambers 21 yd pass from D. Satterfield (Brandon Chamber pass from D. Satterfield) 3-25 0:00, TH1 50 - CMU 48

	TH1	CMU
FIRST DOWNS	26	17
RUSHES-YARDS (NET)	39-165	51-148
PASSING YDS (NET)	306	191
Passes Att-Comp-Int.	52-29-1	20-13-0
TOTAL OFFENSE PLAYS-YARDS	91-471	71-339
Fumble Returns-Yards	0-0	0-0
Punt Returns-Yards.	3-15	1-14
Kickoff Returns-Yards	5-154	5-84
Interception Returns-Yards	0-0	1-0
Punts (Number-Avg)	2-34.5	6-40.2
Fumbles-Lost	2-2	4-2
Penalties-Yards	2-20	6-39
Possession Time	30:53	29:07
Third-Down Conversions	13 of 19	8 of 17
Fourth-Down Conversions	1 of 1	2 of 2
Red-Zone Scores-Chances	1-7	5-5
Sacks By: Number-Yards	0-0	2-3

RUSHING: Thiel- Dan Hess 32-169; Justin Kuban 1-2; D. Satterfield 3-0; Matt McKinney 1-minus 2; Brett Helman 2-minus 4. Carnegie Mellon- Travis Sivek 27-81; J. Highberger 5-33; Colby Whitman 6-18; Robert Gimson 8-17; Kevin Mulhern 4-1; TEAM 1-minus 2.

PASSING: Thiel-D. Satterfield 29-52-1-306. Carnegie Mellon- Kevin Mulhern 7-11-0-82; J. Highberger 6-9-0-109.

RECEIVING: Thiel-B. Chambers 15-177; T.Om McEntire 6-69; Mark LaScola 4-24; Brett Helman 2-20; Dan Hess 1-18; Justin Kuban 1-minus 2. Carnegie Mellon- Jon Kline 8-71; Mark Davis 2-70; D. Wisniewski 1-23; Colby Whitman 1-16; Robert Gimson 1-11.

INTERCEPTIONS: Thiel-None. Carnegie Mellon- Jon Menhart 1-0.

FUMBLES: Thiel-Dan Hess 1-1; D. Thompson 1-1. Carnegie Mellon- Robert Gimson 2-1; Joe Hurley 1-1; Kevin Mulhern 1-0.

Stadium: Gesling Stadium Attendance: 3108

Kickoff time: 1 p.m. End of Game: 4:25 pm Total elapsed time: 3:25

Officials: Referee: Pete Rota; Umpire: Brian Fleming; Linesman: Ron Dickson; Line judge: Gene Kuhla; Field judge: Tom Rocco; Side judge: Mark Emmerling.



Johns Hopkins vs. Thiel College (Nov. 19, 2005 at Greenville, Pa.)

Score by Quarters	1	2	3	4	Score	
Johns Hopkins	3	0	0	0	3	Record: (8-3)
Thiel College	7	14	7	0	28	Record: (11-0)

Scoring Summary:

- 1st 06:57 JHU - Ben Scott 22 yd field goal, 13-51 5:37, JHU 3 - TH1 0
 04:51 TH1 - Brandon Chambers 53 yd pass from D. Satterfield (Sammy Koyl kick) 5-66 1:55, JHU 3 - TH1 7
- 2nd 12:52 TH1 - Brandon Chambers 57 yd pass from D. Satterfield (Sammy Koyl kick) 1-57 0:11, JHU 7 - TH1 14
 05:09 TH1 - Brandon Chambers 26 yd pass from D. Satterfield (Sammy Koyl kick) 10-88 5:57, JHU 3 - TH1 21
- 3rd 08:54 TH1 - Dan Hess 4 yd run (Sammy Koyl kick) 8-73 4:30, JHU 3 - TH1 28

	JHU	THI
FIRST DOWNS	7	22
RUSHES-YARDS (NET)	21-26	35-129
PASSING YDS (NET)	116	320
Passes Att-Comp-Int.	37-20-4	31-19-2
TOTAL OFFENSE PLAYS-YARDS	58-142	66-449
Fumble Returns-Yards	0-0	0-0
Punt Returns-Yards.	3-1	2-23
Kickoff Returns-Yards	5-60	5-43
Interception Returns-Yards	2-7	4-81
Punts (Number-Avg)	7-42.1	4-28.5
Fumbles-Lost	0-0	1-0
Penalties-Yards	6-46	10-76
Possession Time	27:07	32:53
Third-Down Conversions	4 of 17	5 of 12
Fourth-Down Conversions	1 of 2	0 of 1
Red-Zone Scores-Chances	1-2	1-3
Sacks By: Number-Yards	2-14	3-26

RUSHING: Johns Hopkins- T.J. Lyons 12-45; Adam Waddell 1-5; Mark Nesbitt 3-4; Evan Earnest 1-0, TEAM 1-minus 226; Zach DiIunno 3-minus . Thiel- Dan Hess 30-147; Brett Helman 2-minus 1; TEAM 1-minus 2; D. Satterfield 2-minus 15.

PASSING: Johns Hopkins-Zach DiIunno 20-36-4-116; Adam Waddell 0-1-0-0. Thiel-D. Satterfield 19-30-2-320; B. Blankenship 0-1-0-0.

RECEIVING: Johns Hopkins - Anthony Triplin 11-52; Corey Sattler 3-29; Evan Earnest 2-20; T.J. Lyons 2-0; Phil Roberts 1-10; Mark Nesbitt 1-5 . Thiel- Brandon Chambers 10-208; Tom McEntire 3-40; J. Kutterna 3-39; Mark LaScola 1-18; Justin Kuban 1-8; Dan Hess 1-7.

INTERCEPTIONS: Johns Hopkins-Adam Luke 1-minus 1; Adam Colicchio 1-8. Thiel-Steve Boyle 2-30; Shaun Jackson 1-51; Zjaque Douglas 1-0.

FUMBLES: Johns Hopkins -None. Thiel-D. Satterfield 1-0.

Stadium: Alumni Stadium Attendance: 2300
 Kickoff time: 12:00 pm End of Game: 2:28 pm Total elapsed time: 2:28
 Officials: Referee: John Hasin; Umpire: Mike Pilarski; Linesman: Tony Bondra; Line judge: Rudy Studd; Field judge: Jim Schartman; Side judge: Bob Morris.

Bridgewater College vs. Thiel College (Nov. 26, 2005 at Greenville, Pa.)

Score by Quarters	1	2	3	4	Score	
Bridgewater College.....	7	0	10	7	24	Record: (11-1)
Thiel College	0	7	0	6	13	Record: (11-1)

Scoring Summary:

- 1st 03:38:33 BC - M. Washington 12 yd run (David Blackwell kick) 6-80 1:49, BC 7 - TH1 0
 2nd 11:13 TH1 - Steve Minton 2 yd run (Sammy Koyl kick) 12-89, 4-48, BC 7 - TH1 7
 3rd 2:35 BC - David Blackwell 26 yd field goal, 12-50 6:37, BC 10 - TH1 7
 00:33 BC - Rico Haynes 17 yd blocked punt return (David Blackwell kick) BC 17 - TH1 7
 4th 07:34 BC - Jeff Highfill 5 yd run (David Blackwell kick) 3-12 12:28, BC 24 - TH1 7
 00:09 TH1 - John Adams 17 yd pass from B. Blankenship (Sammy Koyl kick blocked) 15-81 4:12, BC 24 - TH1 13

	BC	THI
FIRST DOWNS	16	23
RUSHES-YARDS (NET)	37-179	37-95
PASSING YDS (NET)	115	207
Passes Att-Comp-Int.	17-10-2	37-21-2
TOTAL OFFENSE PLAYS-YARDS	56-294	74-302
Fumble Returns-Yards	0-0	0-0
Punt Returns-Yards.	3-75	1-6
Kickoff Returns-Yards	2-66	3-65
Interception Returns-Yards	2-0	2-0
Punts (Number-Avg)	3-40.7	6-23.8
Fumbles-Lost	1-1	2-0
Penalties-Yards	9-83	6-54
Possession Time	26:17	33:43
Third-Down Conversions	8 of 13	4 of 14
Fourth-Down Conversions	0 of 0	1 of 1
Red-Zone Scores-Chances	3-3	2-3
Sacks By: Number-Yards	4-22	1-10

RUSHING: Bridgewater- M. Washington 10-54; Jeff Highfill 11-53; Winston Young 9-45; Eric Spence 8-29; TEAM 1-minus 2. Thiel- Dan Hess 15-73; Steve Minton 13-35; D. Satterfield 5-2; B. Blankenship 4-minus 15.

PASSING: Bridgewater- Jeff Highfill 9-14-1-115; Winston Young 1-1-0-0 M. Washington 0-1-1-0; Jacob Lewis 0-1-0-0 Thiel- D. Satterfield . 15-21-2-140; B. Blankenship 6-16-0-67.

RECEIVING: Bridgewater Brian Awkard 2-24; Michael Oakes 2-17; Corey Hulsebus 2-11; B. Copeland 1-47; M. Washington 1-12; Winston Young 1-3; Jeff Highfill 1-0. Thiel- Brandon Chambers 7-68; Tom McEntire 5-62; J. Kutterna 3-6; Justin Kuban 2-17; Dan Hess 2-16; Mark LaScola 1-21; John Adams 1-17.

INTERCEPTIONS: Bridgewater- Adrian Herndon 1-0; Drew McQueen 1-0. Thiel-D. Thompson 1-0; Jeff Wagner 1-0.

FUMBLES: Bridgewater- M. Washington 1-1. Thiel-D. Satterfield 1-0; Dan Hess 1-0.

Stadium: Alumni Stadium Attendance: 2500
 Kickoff time: 12:15 p.m. End of Game: 2:57 pm Total elapsed time: 2:42
 Officials: Referee: Danny Kleckner; Umpire: James Dehnke; Linesman: Fred Brentlinger; Line judge: Joe Wray; Field judge: Michael Elliot; Side judge: Edward Moses.

TEAM GAME HIGHS

Rushes	57	vs Thomas More College (Oct 29, 2005)
Yards Rushing	266	vs Thomas More College (Oct 29, 2005)
Yards Per Rush	5.2	vs Grove City College (Oct 08, 2005)
TD Rushes	4	vs Ohio Wesleyan Univ. (Sep 10, 2005)
Pass attempts	52	at Carnegie Mellon (Nov 12, 2005)
Pass completions	29	at Carnegie Mellon (Nov 12, 2005)
Yards Passing	336	at Waynesburg College (Oct 15, 2005)
Yards Per Pass	10.3	vs Johns Hopkins (Nov 19, 2005)
TD Passes	6	at Carnegie Mellon (Nov 12, 2005)
Total Plays	91	at Carnegie Mellon (Nov 12, 2005)
Total Offense	482	at Westminster (Oct 22, 2005)
Yards Per Play	6.8	vs Johns Hopkins (Nov 19, 2005)
Points	50	at Carnegie Mellon (Nov 12, 2005)
Sacks By	9	vs Bethany College (Sep 23, 2005)
First Downs	26	vs Thomas More College (Oct 29, 2005) at Carnegie Mellon (Nov 12, 2005)
Penalties	10	vs Johns Hopkins (Nov 19, 2005)
Penalty Yards	79	at Bluffton University (Sep 17, 2005)
Turnovers	3	vs Buffalo St. College (Nov 05, 2005) at Carnegie Mellon (Nov 12, 2005)
Interceptions By	5	at Wash. and Jeff. (Oct 01, 2005)

INDIVIDUAL GAME HIGHS

Rushes	37	Steve Minton vs Thomas More College (Oct 29, 2005)
Yards Rushing	217	Steve Minton vs Thomas More College (Oct 29, 2005)
TD Rushes	4	Steve Minton vs Ohio Wesleyan Univ. (Sep 10, 2005)
Long Rush	42	Steve Minton vs Grove City College (Oct 08, 2005)
Pass attempts	52	D. Satterfield at Carnegie Mellon (Nov 12, 2005)
Pass completions	29	D. Satterfield at Carnegie Mellon (Nov 12, 2005)
Yards Passing	336	D. Satterfield at Waynesburg College (Oct 15, 2005)
TD Passes	6	D. Satterfield at Carnegie Mellon (Nov 12, 2005)
Long Pass	78	D. Satterfield at Westminster (Oct 22, 2005)
Receptions	15	Brandon Chamber at Carnegie Mellon (Nov 12, 2005)
Yards Receiving	208	Brandon Chamber vs Johns Hopkins (Nov 19, 2005)
TD Receptions	4	Brandon Chamber at Carnegie Mellon (Nov 12, 2005)
Long Reception	78	Mark LaScolia at Westminster (Oct 22, 2005)
Field Goals	1	Sammy Koyl at Wash. and Jeff. (Oct 01, 2005) Sammy Koyl vs Grove City College (Oct 08, 2005) Sammy Koyl vs Thomas More College (Oct 29, 2005)
Long Field Goal	34	Sammy Koyl vs Grove City College (Oct 08, 2005)
Punts	6	Sammy Koyl at Wash. and Jeff. (Oct 01, 2005)
Punting Avg	48.0	Sammy Koyl vs Grove City College (Oct 08, 2005)
Long Punt	53	Sammy Koyl at Wash. and Jeff. (Oct 01, 2005)
Long Punt Return	41	Robert Hughes at Bluffton University (Sep 17, 2005)
Long Kickoff Return	77	Zjaque Douglas vs Ohio Wesleyan Univ. (Sep 10, 2005)
Tackles	15	Jeff Wagner at Waynesburg College (Oct 15, 2005)
Sacks	4.0	Kevin Strouse vs Bethany College (Sep 23, 2005)
Tackles For Loss	4.0	Kevin Strouse vs Bethany College (Sep 23, 2005)
Interceptions	2	Steve Boyle at Wash. and Jeff. (Oct 01, 2005) Steve Boyle vs Johns Hopkins (Nov 19, 2005)


OPPONENT TEAM GAME HIGHS

Rushes	51	at Carnegie Mellon (Nov 12, 2005)
Yards Rushing	197	at Waynesburg College (Oct 15, 2005)
Yards Per Rush	4.6	vs Bridgewater College (Nov 26, 2005)
TD Rushes	3	at Waynesburg College (Oct 15, 2005) at Carnegie Mellon (Nov 12, 2005)
Pass attempts	54	vs Buffalo St. College (Nov 05, 2005)
Pass completions	28	at Wash. and Jeff. (Oct 01, 2005)
Yards Passing	341	vs Buffalo St. College (Nov 05, 2005)
Yards Per Pass	10.1	vs Thomas More College (Oct 29, 2005)
TD Passes	5	vs Ohio Wesleyan Univ. (Sep 10, 2005)
Total Plays	88	vs Buffalo St. College (Nov 05, 2005)
Total Offense	395	at Wash. and Jeff. (Oct 01, 2005)
Yards Per Play	6.2	vs Ohio Wesleyan Univ. (Sep 10, 2005)
Points	48	at Carnegie Mellon (Nov 12, 2005)
Sacks By	4	vs Bridgewater College (Nov 26, 2005)
First Downs	24	at Wash. and Jeff. (Oct 01, 2005)
Penalties	9	vs Bridgewater College (Nov 26, 2005)
Penalty Yards	83	vs Bridgewater College (Nov 26, 2005)
Turnovers	6	vs Bethany College (Sep 23, 2005)
Interceptions By	2	vs Grove City College (Oct 08, 2005) at Westminster (Oct 22, 2005) vs Buffalo St. College (Nov 05, 2005) vs Johns Hopkins (Nov 19, 2005) vs Bridgewater College (Nov 26, 2005)

OPPONENT INDIVIDUAL GAME HIGHS

Rushes	27	Sivek, Travis, at Carnegie Mellon (Nov 12, 2005)
Yards Rushing	123	Ryan Abels, at Waynesburg College (Oct 15, 2005)
TD Rushes	3	Sivek, Travis, at Carnegie Mellon (Nov 12, 2005)
Long Rush	49	Ryan Abels, at Waynesburg College (Oct 15, 2005)
Pass attempts	53	M.Mikolaichik, vs Buffalo St. College (Nov 05, 2005)
Pass completions	28	Chris Edwards, at Wash. and Jeff. (Oct 01, 2005)
Yards Passing	341	M.Mikolaichik, vs Buffalo St. College (Nov 05, 2005)
TD Passes	5	Ryan Sir Louis, vs Ohio Wesleyan Univ. (Sep 10, 2005)
Long Pass	72	Ryan Sir Louis, vs Ohio Wesleyan Univ. (Sep 10, 2005)
Receptions	12	Jonathan Allen, vs Buffalo St. College (Nov 05, 2005)
Yards Receiving	149	Aaron Krepps, at Wash. and Jeff. (Oct 01, 2005)
TD Receptions	2	Zach Dennis, vs Ohio Wesleyan Univ. (Sep 10, 2005) T. Raeford, vs Ohio Wesleyan Univ. (Sep 10, 2005) Garrett Brain, at Wash. and Jeff. (Oct 01, 2005) Chase Weber, vs Thomas More College (Oct 29, 2005) Kline, Jon, at Carnegie Mellon (Nov 12, 2005)
Long Reception	72	Zach Dennis, vs Ohio Wesleyan Univ. (Sep 10, 2005)
Field Goals	2	Kyle Sidebotham, at Wash. and Jeff. (Oct 01, 2005)
Long Field Goal	40	Kyle Sidebotham, at Wash. and Jeff. (Oct 01, 2005)
Punts	9	Dusty Rhodes, at Westminster (Oct 22, 2005)
Punting Avg	45.7	Mike Elias, vs Bethany College (Sep 23, 2005)
Long Punt	65	Mike Elias, vs Bethany College (Sep 23, 2005) Andy Heintz, vs Thomas More College (Oct 29, 2005)
Long Punt Return	31	Brian Awkard, vs Bridgewater College (Nov 26, 2005)
Long Kickoff Return	41	M. Washington, vs Bridgewater College (Nov 26, 2005)
Tackles	22	Lewis, Aaron, at Carnegie Mellon (Nov 12, 2005)
Sacks	1.0	Gary Gerba, vs Bethany College (Sep 23, 2005) Steven Powell, vs Bethany College (Sep 23, 2005) Jordan Blinn, at Westminster (Oct 22, 2005) Justin Draper, vs Buffalo St. College (Nov 05, 2005) Ploetzner, J., at Carnegie Mellon (Nov 12, 2005) Burnside, Mike, at Carnegie Mellon (Nov 12, 2005) Adam Luke, vs Johns Hopkins (Nov 19, 2005) Brian Cook, vs Johns Hopkins (Nov 19, 2005) Chuck Brown, vs Bridgewater College (Nov 26, 2005) B. Orndorff, vs Bridgewater College (Nov 26, 2005) Jeff Jones, vs Bridgewater College (Nov 26, 2005)
Tackles For Loss	3.0	Ryan Chmura, at Westminster (Oct 22, 2005)
Interceptions	2	Ross Trimmer, vs Grove City College (Oct 08, 2005)

Regional and National Honors



Dave Hendricks, OL

- Don Hansen's *Football Gazette* all-American, 1st team
Named National Offensive Lineman of the Year
- Don Hansen's *Football Gazette* all-South Region, 1st team
Named Regional Offensive Lineman of the Year
- D3football.com all-American, honorable mention
- D3football.com all-South Region, 1st team
- Associated Press (AP) Little all-American
- American Football Coaches (AFCA) Association all-American




Brandon Chambers, WR

- Don Hansen's *Football Gazette* all-American, honorable mention
- Don Hansen's *Football Gazette* all-South Region, 1st team
- D3football.com all-American, second team
- D3football.com all-South Region, 1st team
South Region Co-Offensive Player of the Year



Steve Minton, RB

- Don Hansen's *Football Gazette* all-American, honorable mention
- Don Hansen's *Football Gazette* all-South Region, 1st team
- D3football.com all-South Region, 2nd team




Darious Thompson, DB

- Don Hansen's *Football Gazette* all-South Region, 2nd team
- D3football.com all-American, second team
- D3football.com all-South Region, 2nd team




Kevin Strouse, DL

- Don Hansen's *Football Gazette* all-South Region, 3rd team



Jon Howson, DL

- Don Hansen's *Football Gazette* all-South Region, honorable mention



Nelton Neal, OL

- Don Hansen's *Football Gazette* all-South Region, honorable mention

All-Presidents' Athletic Conference Selections



Dave Hendricks, OL
First Team



Nelton Neal, OL
First Team



Brandon Chambers, WR
First Team




Steve Minton, RB
First Team



Kevin Strouse, DL
First Team



Jonathan Howson, DL
First Team



Darious Thompson, DB
First Team



Ricky Gable, OL
Second Team



Jon Kutterna, HB/TE
Second Team



Darrell Saterfield, QB
Second Team



Chris Lorber, DE
Second Team



Jeff Wagner, LB
Second Team



Jimmy Fawcett, C
Honorable Mention



Rock Davis, OL
Honorable Mention



Tom McEntire, WR
Honorable Mention



Justin Kuban, RB
Honorable Mention



Sammy Koyl, PK
Honorable Mention



Logan Malie, DL
Honorable Mention



Aaron Zane, LB
Honorable Mention



Zjaque Douglas, DB
Honorable Mention

Presidents' Athletic Conference (PAC)

Founded in 1955, the Presidents' Athletic Conference continues its mission of promoting intercollegiate athletics and the pursuit of academic excellence. Comprised of eight select private colleges - Bethany College, Grove City College, Saint Vincent College, Thiel College, Thomas More College, Washington and Jefferson College, Waynesburg College and Westminster College - the PAC remains a unique organization in this day of high pressure intercollegiate athletics. With academics at the center of each member's philosophy, the PAC is built on the principle that an athletic program is a part of college life, but not an entity in itself.

The PAC expanded to seven members in 2005 with the addition of Thomas More, formerly an NCAA Division III independent. Saint Vincent College, an NAIA member, will join the conference as its begins provisional membership status in NCAA Division III in 2006-07. Another NAIA member, Geneva College will become the conference's ninth member and begin league play as it begins NCAA Division III provisional membership in 2007-08. Chatham College will become the league's 10th member, also in 2007-08.

The PAC annually crowns champions in 19 sports. In 2005-06, the conference had 17 teams represent the conference in postseason play, including 15 to NCAA Championship events. The conference is scheduled to receive automatic qualification (AQ) status for NCAA championships in the 2007-08 academic year.

All-conference status is awarded in all 19 sports. Head coaches select all-league squads for all team sports, while in individual sports such as cross country and tennis, all-PAC accolades are based upon performances at the conference championships.

The PAC annually awards its men's and women's All-Sports Trophies to the schools which perform best across the board in PAC competition. Washington & Jefferson College swept both trophies in 2005-06

True to its mission, the PAC has produced numerous Academic All-Americans as well as NCAA Postgraduate Scholarship winners. Last year, the league named 429 student-athletes to the PAC Academic Honor Roll, which recognizes all participating athletes who attain a term grade-point average of 3.60 or above.



2005-2006 PAC CHAMPIONS	
Baseball	Washington and Jefferson
Men's Basketball	Bethany
Women's Basketball	Washington and Jefferson
Men's Cross Country	Grove City
Women's Cross Country	Grove City
Football	Thiel
Men's Golf	Washington and Jefferson
Women's Golf	Westminster
Men's Soccer	Grove City
Women's Soccer	Thomas More
Softball	Washington and Jefferson
Men's Swimming & Diving	Westminster
Women's Swimming & Diving	Westminster
Men's Tennis	Grove City
Women's Tennis	Grove City
Men's Track & Field	Grove City
Women's Track & Field	Washington and Jefferson
Volleyball	Washington and Jefferson
Wrestling	Thiel

- Member Institutions**
- Bethany College
 - ◆ Bethany, W. Va.
 - Grove City College
 - ◆ Grove City, Pa.
 - Thiel College
 - ◆ Greenville, Pa.
 - Thomas More College
 - ◆ Crestview Hills, Ken.
 - Washington and Jefferson College
 - ◆ Washington, Pa.
 - Waynesburg College
 - ◆ Waynesburg, Pa.
 - Westminster College
 - ◆ New Wilmington, Pa.

- Presidents' Athletic Conference Staff**
- Executive Director
 - ◆ Joe Onderko
 - Conference Intern
 - ◆ Ben Brownlee

Presidents' Athletic Conference
 8500 Brooktree Road, Suite 130
 Wexford, PA 15090
 P-(724) 933-4630
 F-(724) 933-4635
<http://www.pacathletics.org>

- Future Members**
- Chatham College (2007-2008)
 - ◆ Pittsburgh, Pa.
 - Geneva College (2007-2008)
 - ◆ Beaver Falls, Pa.
 - Saint Vincent College (2006-2007)
 - ◆ Latrobe, Pa.



2005-2006 PAC wrestling champions

SCORING



Brandon Chambers

Points - Game

26	Brandon Chambers at CMU	11/12/05
24	Steve Minton vs. Ohio Wesleyan	9/10/05
18	Brandon Chambers vs. Johns Hopkins	11/19/05
	Brandon Chambers at Westminster	10/22/05
	Steve Minton vs. Grove City	10/8/05
	Steve Minton at Bluffton	9/17/05
	Steve Minton vs. Westminster	10/23/04
	Brandon Chambers vs. Bluffton	9/18/04
	Brandon Chambers at Bluffton	10/20/03



Steve Minton

Points - Season

114	Steve Minton	2005
98	Brandon Chambers	2005
78	Brandon Chambers	2004
76	Ron Leuschen	1979
66	Mickey Kuhn	1972
	Joseph Scafuri	1953
62	John Gibson	1967
60	John Gibson	1968
54	Sammy Koyl	2005
	Ron Leuschen	1981

Points - Career

212	Brandon Chambers	2002-05
208	Ron Leuschen	1978-81
170	John Gibson	1967-69
156	Steve Minton	2004-
144	Paul Stibich	2001-2004
	Mickey Kuhn	1971-73
98	Joseph Scafuri	1953-55
94	Dana Fulton	1967-69
90	Donte Harris	1996, 98-99, 2001-02
	Jackie Jackson	1989; 91-93
	Al McCartney	1966-68

RUSHING



Justin Napotnik

Rushing Yards - Game

225	Justin Napotnik at Kenyon	11/15/03
217	Steve Minton vs. Thomas More	10/29/05
207	Bob Witherup vs. CMU	9/18/71
200	Kevin Jones vs. Gannon	11/16/91
199	Ron Leuschen at W&J	10/20/79

Rushing Yards - Season

1066	Steve Minton	2005
935	Steve Minton	2004
907	Al McCartney	1968
897	Ron Leuschen	1979
893	Dana Fulton	1969
845	Mickey Kuhn	1972
829	Jackie Jackson	1991
762	Joseph Scafuri	1953
751	Ron Leuschen	1981
730	Justin Napotnik	2004



Jackie Jackson

Rushing Yards - Career

2537	Jackie Jackson	1989; 91-93
2519	Ron Leuschen	1978-81
2192	Justin Napotnik	2000-04
2156	Al McCartney	1965-69
2001	Steve Minton	2004-
1862	Gerald Massaro	1961-64
1824	Mickey Kuhn	1971-73
1765	Dana Fulton	1967-69
1760	Bob Witherup	1971-74
1638	Chuck Scafuri	1956-59

Rushing Attempts - Game

39	Justin Napotnik at Kenyon	11/15/03
37	Steve Minton vs. Thomas More	10/29/05
35	Kevin Jones vs. Gannon	11/16/91
33	Ron Leuschen at Wash. & Jeff.	10/24/81
	Mickey Kuhn at John Carroll	9/23/73

Rushing Attempts - Season

230	Steve Minton	2005
204	Mickey Kuhn	1972
193	Stephen Minton	2004
191	Ron Leuschen	1981
188	Jackie Jackson	1993
185	Dana Fulton	1969
180	Ron Leuschen	1979
178	Al McCartney	1968
172	Justin Napotnik	2004
167	Jackie Jackson	1991
159	Jackie Jackson	1989

Rushing Attempts - Career

620	Jackie Jackson	1989; 91-93
553	Ron Leuschen	1978-81
495	Justin Napotnik	2000-04
466	Al McCartney	1966-68
454	Gerald Massaro	1961-64
423	Steve Minton	2004-
	Mickey Kuhn	1971-73
384	Dana Fulton	1967-69
336	Tom Bihler	1983-85
333	Bob Witherup	1971-73

Rushing Touchdowns - Game

4	Steve Minton vs. Ohio Wesleyan	9/10/05
---	--------------------------------	---------

Rushing Touchdowns - Season

19	Steve Minton	2005
11	Ron Leuschen	1979
	Mickey Kuhn	1972
	Joseph Scafuri	1953
8	Ron Leuschen	1981
	Chuck Smith	1960
7	Steve Minton	2004
	Jackie Jackson	1991
	Ron Leuschen	1978

Rushing Touchdowns - Career

31	Ron Leuschen	1978-81
26	Steve Minton	2004-
18	Mickey Kuhn	1971-73
15	Jackie Jackson	1989; 91-93
	Dana Fulton	1967-69
14	Al McCartney	1966-68
13	Justin Napotnik	2000-04
13	Chuck Scafuri	1956-59
11	Chuck Smith	1960-61

Rushing Average - Season

<i>(min. 90 attempts)</i>		
7.6	Joseph Scafuri	1953
6.1	Bob Witherup	1972
5.5	Bob Smith	1974
5.3	Bob Witherup	1971
5.1	Chuck Scafuri	1959
5.1	Al McCartney	1968
5.0	Jackie Jackson	1991
4.8	Stephen Minton	2004
	Dana Fulton	1969
	Bob Meyer	1978

Rushing Average - Career

<i>(min. 150 attempts)</i>		
6.8	Joseph Scafuri	1953-55
5.8	Chuck Scafuri	1956-59
5.3	Bob Smith	1972-74
	Bob Witherup	1971-73
4.7	Steve Minton	2004-
4.6	Dana Fulton	1967-69
	Ron Leuschen	1978-81
4.4	Justin Napotnik	2000-04
	Al McCartney	1966-68
4.3	Mickey Kuhn	1971-73



Don McCright

Top Five Longest Rushes from Scrimmage

82	Don McCright	1956
78	Justin Napotnik	9/23/00
76	Chuck Smith	1960
74	Ron Leuschen	1979
73	Joe Urbania	1985

PASSING



Darrell Satterfield

Passing Yards - Game

336	Darrell Satterfield at Waynesburg	10/15/05
334	Jeff Sorenson at Grove City	10/15/88
321	Barry Holes vs. Westminster	11/14/81
304	Darrell Satterfield at Ohio Wesleyan	9/11/04
302	Daryl Moore at Bluffton	9/20/03

Passing Yards - Season

2804	Darrell Satterfield	2005
1955	Darrell Satterfield	2004
1880	Barry Holes	1981
1567	Jeff Sorenson	1989
1555	T.J. Wiley	2001
1381	Jeff Sorenson	1988
1315	Jeff Sorenson	1990
1241	Jim Miale	1983
1216	Charlie Cole	1980
1130	Chris Blakeslee	1985



Jeff Sorenson

Passing Yards - Career

5303	Jeff Sorenson	1988-91
4870	Darrell Satterfield	2003-05
3181	T.J. Wiley	1998-2001
3082	Jim Miale	1982-84
2720	Charlie Cole	1977-80
2286	Daryl Moore	2001-2003
2074	Judd Allan	1996-98
1922	Barry Holes	1978-81
1852	George Joseph	1972-75
1692	Greg Stringer	1983-85; 87

Passing Attempts - Game

52	Darrell Satterfield at CMU	11/12/05
	Darrell Satterfield vs. W&J	10/2/04
44	Darrell Satterfield at Waynesburg	10/15/05
	T.J. Wiley vs. Bethany	10/20/01
41	Jim Miale at CMU	10/2/82

Passing Attempts - Season

369	Darrell Satterfield	2005
261	Darrell Satterfield	2004
231	Jeff Sorenson	1989
224	Jeff Sorenson	1990
215	Jim Miale	1982
210	Jeff Sorenson	1988
207	T.J. Wiley	2001
	Barry Holes	1981
198	Jim Miale	1983
189	Jeff Sorenson	1991

Passing Attempts - Career

854	Jeff Sorenson	1988-91
642	Darrell Satterfield	2003-05
542	Jim Miale	1982-84
463	T.J. Wiley	1998-2001
407	Charlie Cole	1977-80
389	Judd Allan	1996-98
373	Daryl Moore	2001-03
293	Greg Stringer	1983-85; 87
287	George Joseph	1972-75
259	Billy Moses	1992-96

Tomcat Record Book

PASSING, cont'd...

Pass Completions – Game

29	Darrell Satterfield at CMU	11/12/05
28	Darrell Satterfield vs. W&J	10/2/04
25	T.J. Wiley vs. Bethany	10/20/01
24	Darrell Satterfield at Waynesburg	10/15/06
	Jeff Sorenson at Grove City	10/15/88
	Barry Holes vs. Westminster	11/14/81

Pass Completions – Season

213	Darrell Satterfield	2005
157	Darrell Satterfield	2004
119	Barry Holes	1981
113	T.J. Wiley	2001
107	Jeff Sorenson	1990
	Jeff Sorenson	1989
105	Jeff Sorenson	1988
101	Jim Miale	1982
98	Jim Miale	1983
93	Daryl Moore	2002

Pass Completions – Career

399	Jeff Sorenson	1988-91
375	Darrell Satterfield	2003-05
261	Jim Miale	1982-84
234	T.J. Wiley	1998-2001
180	Charlie Cole	1977-80
169	Daryl Moore	2001-03
137	George Joseph	1972-75
130	Greg Stringer	1983-85; 87
122	Barry Holes	1978-81
121	Judd Allan	1996-98

Passing Completion Percentage – Season

(min. 100 attempts)

60.2	Darrell Satterfield	2004
57.7	Darrell Satterfield	2005
57.5	Barry Holes	1981
54.6	T.J. Wiley	2001
53.2	Tom Phillips	1968
51.2	T.J. Wiley	1999
50.8	Patsy Combine	1969
50.0	Jeff Sorenson	1988
49.5	Jim Miale	1983
49.2	George Joseph	1974
48.4	Charlie Cole	1979

Passing Completion Percentage – Career

(min. 250 attempts)

58.4	Darrell Satterfield	2003-05
57.3	Barry Holes	1978-81
50.5	T.J. Wiley	1998-2001
49.1	Patsy Combine	1966-69
48.2	Jim Miale	1982-84
47.7	George Joseph	1972-75
46.7	Jeff Sorenson	1988-91
45.8	Daryl Moore	2001-03
45.2	John Perriello	1978-79
44.4	Greg Stringer	1983-85; 87

Touchdown Passes – Game

6	Darrell Satterfield at CMU	11/12/05
	Patsy Combine vs. CMU	9/27/69
4	Darrell Satterfield at Westminster	10/22/05
	Daryl Moore vs. Waynesburg	10/12/02
3	Darrell Satterfield vs. Johns Hopkins	11/19/05
	Darrell Satterfield at Waynesburg	10/15/05
	Darrell Satterfield at Ohio Wesleyan	9/11/04
	Daryl Moore vs. Waynesburg	10/12/02

Touchdown Passes – Season

25	Darrell Satterfield	2005
16	Darrell Satterfield	2004
13	Tom Phillips	1968
12	Barry Holes	1981
11	T.J. Wiley	2001
	Patsy Combine	1969
10	Jeff Sorenson	1988
9	Jeff Sorenson	1989
8	Jeff Sorenson	1991
	Charlie Cole	1980

Touchdown Passes – Career

46	Darrell Satterfield	2003-05
31	Jeff Sorenson	1988-91
20	T.J. Wiley	1998-2001
19	Tom Phillips	1967-69
	Willis Woods	1960-63
16	Jim Miale	1982-83
	Charlie Cole	1977-80
	Patsy Combine	1966-69
15	Daryl Moore	2001-03
13	Judd Allan	1996-98



Barry Holes

Pass Efficiency Rating – Season

145.2	Barry Holes	1981
137.4	Tom Phillips	1968
136.4	Darrell Satterfield	2004
136.3	Darrell Satterfield	2005
128.5	T.J. Wiley	2001
125.9	Willis Woods	1961
122.2	George Pekich	1958
119.6	Patsy Combine	1969
113.5	George Pekich	1973
112.8	T.J. Wiley	1999

Passing Efficiency Rating – Career

143.2	Barry Holes	1978-81
118.6	Darrell Satterfield	2003-05
112.3	Tom Phillips	1967-68
110.8	Patsy Combine	1966-69
101.6	Charlie Cole	1977-80
100.7	George Joseph	1972-75
99.1	T.J. Wiley	1998-2001
96.8	Jeff Sorenson	1988-91
95.7	Willis Woods	1960-63
90.9	Jim Miale	1982-84

RECEIVING

Receptions – Game

15	Brandon Chambers at CMU	11/12/05
14	John Gibson at CMU	9/27/69
12	Jim Kick vs. Westminster	11/14/81
10	Greg Houck at Westminster	11/14/81
11	Brandon Chambers vs. Bluffton	9/18/04
	Brandon Chambers vs. Ohio Dominican	10/30/04
	Brandon Chambers at Buffalo State	11/6/04
	Shannon Alton vs. Waynesburg	10/12/02
9	Brandon Chambers at Waynesburg	10/11/03
	Donte Harris vs. Bethany	10/20/01
	Kevin Wilder at Waynesburg	10/6/01

Receptions – Season

90	Brandon Chambers	2005
71	Brandon Chambers	2004
56	Jim Kick	1981
54	Tom McEntire	2005
48	Andy Houpt	1983
47	Bruce Stiger	1982
	John Gibson	1968
45	Kevin Wilder	2001
42	Donte Harris	2001
41	John Gibson	1969

Receptions – Career

203	Brandon Chambers	2002-05
113	Tony Wylie	1989-92
110	Bruce Stiger	1980-82
107	John Gibson	1967-69
106	Kevin Wilder	1998-2001
92	Tom McEntire	2002-05
89	Greg Houck	1985-88
82	Donte Harris	1996, 98-99, 2001-02
80	Jim Kick	1978-81
77	Greg Williams	1976-79

Receiving Yards – Game

283	Brandon Chambers at Bluffton	9/20/03
215	Jim Kick at W&J	10/24/81
213	Jim Kick vs. Westminster	11/14/81
208	Brandon Chambers vs. Johns Hopkins	11/19/05
201	Donte Harris vs. Bethany	10/20/01
	John Gibson at CMU	9/27/69

Receiving Yards – Season

1388	Brandon Chambers	2005
1147	Jim Kick	1981
1006	Brandon Chambers	2004
823	Donte Harris	2001
684	Steve Stone	1985
683	John Gibson	1968
668	Tom McEntire	2005
652	Brandon Chambers	2003
641	Mark Benedetto	1979
572	John Gibson	1969

Receiving Yards – Career

3111	Brandon Chambers	2002-05
1562	Bruce Stiger	1980-82
1538	Jim Kick	1978-81
1503	Donte Harris	1996, 98-99, 2001-02
1489	Kevin Wilder	1998-2001
1468	John Gibson	1967-69
1452	Tony Wylie	1989-92
1400	Steve Stone	1982-85
1266	Greg Williams	1976-79
1119	Greg Houck	1985-88

Touchdown Receptions – Game

4	Brandon Chambers at CMU	10/12/05
3	Brandon Chambers at Ohio Wesleyan	9/11/04
	Brandon Chambers at Bluffton	9/20/03

Touchdown Receptions – Season

16	Brandon Chambers	2005
12	Brandon Chambers	2004
10	John Gibson	1968
9	Jim Kick	1981
	John Gibson	1967
8	John Gibson	1969
7	Donte Harris	2001
	Matt Doddo	1997
6	Brandon Chambers	2003
	Steve Stone	1984

Touchdown Receptions – Career

34	Brandon Chambers	2002-05
27	John Gibson	1967-69
13	Jim Kick	1978-81
12	Steve Stone	1983-85
11	Kevin Wilder	1998-2001
10	Donte Harris	1996, 98-99, 2001-02
	Bruce Stiger	1980-82
9	Tony Wylie	1989-92
8	Mark Benedetto	1976-79
7	Shannon Alton	2001-
	Matt Doddo	1997
	Mark McGinnis	1988-89
	Greg Houck	1985-88

Yards Per Reception – Season

(min. 15 receptions)

27.5	Matt Dodo	1997
23.4	Steve Stone	1984
23.2	Shane Peterson	1995
22.0	Donte Harris	1999
21.1	Michael Monroe	1987

Yards Per Reception – Career

(min. 30 receptions)

19.5	Michael Monroe	1987-88
19.2	Steve Stone	1982-85
	Jim Kick	1978-81
18.5	Mark Benedetto	1976-79
18.3	Donte Harris	1996, 98-99, 2001-02



TOTAL OFFENSE

Total Offense - Season

(Pass + Rush yards)

2789	Darrell Satterfield (2,804 p, -15 r)	2005
1889	Darrell Satterfield (1,955 p, -66 r)	2004
1527	T.J. Wiley (1,555 p, -28 r)	2001
1707	Jeff Sorenson (1,567 p, 140 r)	1989
1953	Barry Holes (1,880 p, 73 r)	1981

Total Offense - Career

(Pass + Rush yards)

5258	Jeff Sorenson (5,303 p, 255 r)	1988-91
4785	Darrell Satterfield (4,870 p, -85 r)	2003-05
3813	Daryl Moore (3366 p, 44 r)	2001-03
3408	T.J. Wiley (3,181 p, 227 r)	1998-01
3048	Jim Miale (3,082 p, -34 r)	1982-84

PUNT RETURNS

Punt Returns - Season

28	Kipp Hilliard	1990
24	Matt Doddo	1997
22	John Castaldo	1968
20	Brandon Chambers	2003
19	George Sterner	1975

Kipp Hilliard

Punt Returns - Career

47	Brandon Chambers	2002-05
42	Kipp Hilliard	1988-90
40	Randy Gunther	1983-86
37	George Sterner	1973-75
35	John Castaldo	1966-69

Punt Return Yards - Season

267	Brandon Chambers	2003
227	Brandon Chambers	2004
202	Matt Doddo	1997
155	Wade Baird	1964
150	George Sterner	1973

Punt Return Yards - Career

535	Brandon Chambers	2002-05
258	George Sterner	1973-75
224	John Castaldo	1966-69
218	Randy Melko	1983-84
202	Matt Doddo	1997

Punt Return Average - Season

20.6	Ron Leuschen	1978
18.1	Willis Woods	1960
15.0	Gerald Massaro	1962
14.1	Wade Baird	1964
14.0	John Zalinski	1963

Punt Return Average - Career

16.6	Willis Woods	1960-62
10.9	Randy Melko	1983-84
	Vern Parker	1960-61
10.5	Wade Baird	1961-64
10.2	Steve Grace	1969-72

KICKOFF RETURNS

Kickoff Returns - Season

25	Marty Manning	1987
24	Clyde Morgan	1995
23	Dennis Scott	1974
21	Clyde Morgan	1997
	Matt Doddo	1997

Marty Manning

Kickoff Returns - Career

61	Marty Manning	1985-87
57	Clyde Morgan	1995-99
45	Steve Grace	1969-72
37	Kevin O'Donnell	1978-81
36	London Burnett	1991-94



Fred Miller

Kickoff Return Average - Season

27.9	Fred Miller	1992
27.2	Zjaque Douglas	2005
26.9	Brandon Chambers	2004
	Steve Grace	1971
26.1	Kennard Davis	2003

Kickoff Return Average - Career

27.9	Fred Miller	1992
24.3	Steve Grace	1969-72
23.7	Alex Harris	1987-88
23.2	Dennis Scott	1974-76
22.1	Jim Baird 1964-67	

KICKING



Paul Stibich

Points - Career

144	Paul Stibich	2001-2004
75	Tim Messersmith	1984-87
62	Larry Oskin	1989-92
59	Sammy Koyl	2004-
	Norm Hasbrouck	1971-73

Most Field Goals - Season

10	Paul Stibich	2001
----	--------------	------

Most Field Goals - Career

26	Paul Stibich	2001-2004
----	--------------	-----------

Most PAT - Season

45	Sammy Koyl	2005
21	Larry Oskin	1991

Most PAT - Career

66	Paul Stibich	2001-04
50	Sammy Koyl	2004-
	Larry Oskin	1989-92
	Norm Hasbrouck	1971-73

INTERCEPTIONS

Interceptions - Game

4	Randy Melko at Hiram	10/27/84
---	----------------------	----------

Interceptions - Season

9	Kennard Davis	2001
8	Randy Melko	1984
7	Kennard Davis	2004
	Greg Pernus	1985
6	Darious Thompson	2005
	Jason Salman	2002
	Maurice Simpson	1997

Interceptions - Career

24	Kennard Davis	2001-04
16	Jim Baird	1964-67
13	Barry Oman	1971-73
11	Tom Dickason	1985-87
10	Maurice Simpson	1997-99

Interception Yardage - Game

123	Kennard Davis vs. Bethany	10/23/03
-----	---------------------------	----------

Interception Yardage - Season

220	Kennard Davis	2001
173	Greg Pernus	1985
145	Randy Melko	1984
143	Kennard Davis	2003
110	Kennard Davis	2002

Interceptions Returned for Touchdowns - Game

2	Kennard Davis vs. Bethany	10/23/03
---	---------------------------	----------

Interceptions Returned for Touchdowns - Season

2	Kennard Davis	2003, 2002
---	---------------	------------

Interceptions Returned for Touchdowns - Career

6	Kennard Davis	2001-04
---	---------------	---------

TACKLES

Tackles - Game

27	Pat Fire at CMU	1984
18	Tyler Vargo at Gannon	11/10/01
	Mark Kinney vs. CMU	1986
	Joe Roosa vs. Geneva	1979
16	Joe Roosa vs. Grove City	1977

Tackles - Season

146	Pat Fire	1984
144	James Simko	1985
136	Brent Dietzel	1983
	Ed Zdanko	1982
125	Brent Dietzel	1982
120	Joseph Roth	1991
117	Ryan David	1994
115	Joe Roosa	1979
113	Dante Darby	2002
	Bruce Russell	1982

Tackles - Career

368	Joe Roosa	1976-79
333	Ray Felter	1988-91
322	Dante Darby	1997-99; 2002
319	Ray Felter	1988-91
307	Mark Kinney	1983-86
281	Joseph Roth	1988-91
271	Robert Drake	2001-04
261	Brent Dietzel	1980-83 (missing '80 & '81 stats)
251	Kennard Davis	2001-04
	Bill Frick	1992-95

Tackles for Loss - Game

4.0	Kevin Strouse vs. Bethany	9/23/05
	Chris Minton at Wash. & Jeff.	10/27/01
	Clinton Harden vs. Kenyon	11/3/01



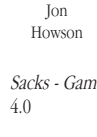
Kevin Strouse

Tackles for Loss - Season

17.0	Kevin Strouse	2005
	Dante Darby	1999
16.0	Jason Diley	1995
14.0	Ryan Reed	1999
13.5	George Kum-Nji	2002

Tackles for Loss - Career

53.5	Jon Howson	2002-05
45.5	George Kum-Nji	2001-04
42.5	Dante Darby	1997-99; 2002
39.0	Ryan Reed	1998-2001
33.5	Chris Minton	2001-04



Jon Howson

Sacks - Game

4.0	Kevin Strouse vs. Bethany	9/23/05
-----	---------------------------	---------

Sacks - Season

12.0	Jason Diley	1995
9.5	Kevin Strouse	2005
9.0	George Kum-Nji	2004
	Ralph Voracek	1979
	Nick Ondo	1994
	Chris Saluga	1992



George Kum-Nji

Sacks - Career

27.0	George Kum-Nji	2001-04
25.0	Jon Howson	2002-05
22.0	Jason Diley	1993-97
21.0	Nick Ondo	1991-94
14.0	Dante Darby	1997-99; 2002

Year-By-Year Records

1892 Grove City	(0-1) L, 0-60	1912 Grove City Geneva Westminster Slippery Rock Edinboro Slippery Rock Edinboro	(2-4-1) L, 0-74 L, 7-32 L, 0-32 L, 0-6 W, 31-6 T, 0-0 W, 6-0	1921 Carnegie Tech Grove City Buffalo Ashland Marietta Susquehanna Alfred, N.Y. Juniata Duquesne	(5-3-1) L, 42-0 L, 0-6 T, 0-0 W, 35-0 L, 0-22 W, 12-0 W, 13-0 W, 6-0 W, 26-0	1929 Temple Carnegie Tech Waynesburg Geneva Westminster Allegheny Ashland Fordham Grove City	(2-5-2) L, 0-25 L, 0-26 W, 6-2 L, 0-14 W, 6-0 T, 0-0 L, 7-31 L, 7-40 T, 0-0
1893 Allegheny Grove City	(1-1) W, 4-0 L, 0-34	1913 Allegheny Geneva Edinboro Slippery Rock Westminster Waynesburg Edinboro	(2-5) L, 0-41 L, 0-10 W, 31-6 L, 0-6 L, 0-13 W, 20-0 L, 6-16	1922 Wittenburg Grove City Buffalo Carnegie Tech Salem, Ohio Westminster Geneva Juniata Alfred, N.Y. Allegheny	(6-4) L, 0-3 L, 0-25 W, 15-3 L, 0-59 W, 14-6 W, 19-6 W, 25-3 W, 47-0 W, 13-0 L, 0-25	1930 Temple Carnegie Tech Geneva Allegheny St. Vincent W&J Bethany Westminster Grove City	(3-6) L, 6-13 L, 6-52 L, 6-13 L, 0-6 W, 20-0 L, 0-20 W, 7-6 W, 12-0 L, 0-13
1894 Grove City Allegheny Westminster Sharon, Pa. Fredonia Institute Westminster Sharon	(5-2) L, 0-50 W, 12-0 L, 0-40 W, 68-0 W, 86-0 W, 6-0 W, 14-4	1914 Alfred, N.Y. Alfred, N.Y. Duquesne Geneva Grove City Waynesburg Hiram Univ. of Pittsburgh (Freshmen) Slippery Rock	(5-4) W, 19-0 W, 66-0 L, 0-60 L, 0-6 W, 7-6 L, 0-38 L, 13-14 W, 16-13 W, 20-14	1923 Allegheny Carnegie Tech Buffalo Westminster Waynesburg Alfred, N.Y. Geneva Marietta Grove City	(6-2-1) L, 0-14 L, 0-32 W, 28-0 W, 28-0 W, 13-0 W, 13-7 T, 0-0 W, 13-7 W, 14-0	1931 Fordham St. Bonaventure Geneva Allegheny Bethany St. Vincent Westminster Niagara Grove City	(4-5) L, 0-28 L, 0-21 L, 0-7 L, 0-7 W, 39-0 W, 6-0 W, 32-0 W, 12-0 L, 0-20
1895 Westminster Grove City Butler, Pa. Erie Athletic Club Sharon, Pa.	(2-2-1) L, 0-32 L, 0-32 W, 26-0 T, 0-0 W, 30-0	1915 Buffalo Geneva Grove City Carnegie Tech Wittenburg Hiram St. Bonaventure Slippery Rock Westminster	(2-7) L, 0-21 L, 0-6 L, 10-0 L, 0-25 L, 0-17 W, 27-13 W, 28-0 L, 0-6 L, 0-27	1924 Baldwin-Wallace Carnegie Tech Westminster Allegheny Geneva Marietta Duquesne Waynesburg Grove City	(3-5-1) W, 7-0 L, 22-0 W, 14-9 L, 14-0 T, 0-0 L, 0-7 W, 28-7 L, 0-7 L, 0-14	1932 Morris Harvey Temple Geneva Slippery Rock Bethany St. Vincent Westminster St. Bonaventure Grove City	(3-6) W, 19-0 L, 0-31 L, 0-33 W, 12-0 W, 13-0 L, 6-19 L, 0-18 L, 0-53 L, 6-14
1896 Grove City W & J Allegheny Westminster Allegheny Westminster Butler Athletic Club	(2-4-1) L, 0-14 L, 0-54 W, 4-0 T, 0-0 W, 24-6 L, 0-4 L, 0-12	1916 Alfred, N.Y. Buffalo Geneva Grove City Carnegie Tech Wittenburg Hiram St. Bonaventure Slippery Rock Westminster	(2-5-1) L, 7-21 L, 7-9 T, 0-0 W, 9-0 L, 0-59 W, 69-0 L, 0-6 L, 0-33	1925 Broadus Carnegie Tech Bethany Waynesburg Westminster Duquesne Grove City Geneva Allegheny	(4-5) W, 7-6 L, 7-26 W, 7-0 L, 0-6 W, 13-0 W, 19-0 L, 0-7 L, 0-12 L, 0-13	1933 Geneva Slippery Rock Westminster Bethany Edinboro Waynesburg Grove City	(3-4) L, 6-20 L, 0-12 L, 0-14 W, 24-18 W, 26-0 W, 6-0 L, 14-20
1897 Allegheny Conneaut, Ohio Allegheny Westminster Butler, Pa. Erie Athletic Club Westminster	(3-4) W, 12-0 L, 0-6 W, 22-0 L, 0-6 W, 18-0 L, 22-0 L, 6-12	1917 Allegheny Alfred, N.Y. Buffalo Geneva Grove City Carnegie Tech Waynesburg Westminster Univ. of Pittsburgh (Freshmen)	(0-7) L, 0-49 L, 0-6 L, 7-26 L, 0-3 L, 0-16 L, 0-59 L, 0-14	1926 St. Francis, Pa. Carnegie Tech Waynesburg Westminster Duquesne Geneva Allegheny	(3-6) W, 6-0 L, 0-42 L, 0-7 W, 7-6 W, 7-0 L, 0-19 L, 0-6 L, 0-12 L, 0-12	1934 Geneva Holbrook Westminster Bethany Edinboro Allegheny Grove City	(5-2) W, 12-7 W, 38-0 L, 6-7 W, 16-6 W, 20-0 W, 30-0 L, 13-25
1898 Grove City Westminster Allegheny Youngstown, Ohio Allegheny Westminster Jamestown, N.Y. Bradford, Pa. Sharon, Pa. Greenville Ath. Club	(4-5-1) L, 6-35 L, 0-10 L, 0-6 T, 5-5 W, 18-0 W, 11-5 L, 0-22 L, 6-24 W, 28-0 W, 17-0	1918 Alfred, N.Y. Buffalo Geneva Grove City Bethany Westminster	(0-2) L, 0-27 L, 7-27	1927 Pittsburgh (Freshmen) Carnegie Tech Waynesburg Duquesne W&J Allegheny Westminster Geneva Grove City	(1-7-1) L, 0-48 L, 6-40 T, 0-0 L, 7-8 L, 0-33 W, 2-0 L, 12-25 L, 6-67 L, 0-18	1935 Clarion Bethany Waynesburg Allegheny Slippery Rock Grove City	(4-2) W, 47-2 W, 19-7 L, 0-20 W, 16-0 L, 7-12 W, 7-0
1899 Grove City Geneva Allegheny Allegheny Greenville Ath. Club Westminster Grove City Westminster Franklin, Pa. Greenville Ath. Club	(4-3-3) W, 40-0 W, 6-5 T, 5-5 L, 0-11 W, 23-5 L, 0-27 T, 0-0 L, 0-27 T, 0-0 T, 0-0 W, 23-0	1919 Alliance Geneva Grove City Westminster Canisius Slippery Rock Allegheny	(3-4) W, 28-0 L, 0-13 L, 0-36 L, 7-13 W, 26-0 W, 28-0 L, 7-8	1928 Pittsburgh (Freshmen) Juniata Carnegie Tech Allegheny Geneva Westminster Canisius Duquesne Grove City	(1-6-2) L, 0-20 W, 20-6 L, 13-45 T, 6-6 L, 0-28 L, 0-7 L, 7-13 L, 7-12 T, 6-6		
1900 Grove City Pittsburgh (Freshmen) Warren, Pa. Greenville Ath. Club Westminster	(1-3-1) L, 0-16 L, 0-47 T, 0-0 W, 16-0 L, 0-8	1920 Titusville, Pa. Allegheny Buffalo Titusville, Pa. West Virginia Wesleyan Duquesne Geneva Westminster Alfred, N.Y.	(5-2-2) W, 27-0 T, 0-0 W, 13-0 W, 19-7 L, 20-0 W, 19-14 L, 0-31 T, 6-6 W, 6-0				
1901 Westminster Allegheny Allegheny Grove City Grove City Pittsburgh (Freshmen) Westminster Youngstown Ath. Club	(1-6-1) T, 0-0 L, 0-17 L, 6-12 L, 0-6 L, 5-12 L, 0-17 L, 0-5 W, 11-0	Football Manifesto					
1902 — 1910							
1911 Grove City Edinboro	(1-1) L, 0-22 W, 21-0						

1936 Clarion Bethany Westminster Allegheny Slippery Rock Grove City	(3-3) W, 18-0 W, 19-7 L, 6-13 W, 6-0 L, 14-6 L, 7-6	1949 Hiram Westminster Clarion Edinboro Grove City Allegheny Wilmington, Ohio	(3-3) W, 20-7 T, 7-7 L, 0-21 W, 21-13 L, 6-0 L, 14-27 W, 7-0
1937 Alfred, N.Y. Clarion Hiram Westminster Allegheny Slippery Rock Grove City	(2-4-1) L, 6-40 W, 7-6 L, 12-19 T, 14-14 L, 0-20 L, 0-19 W, 6-0	1950 Hiram Westminster Clarion Edinboro W&J Grove City Lycoming	(7-0) W, 13-6 W, 20-7 W, 12-0 W, 21-0 W, 21-0 W, 58-0 W, 61-0
1938 St. Vincent Hartwick, N.Y. Clarion Hiram Westminster Allegheny Slippery Rock Grove City	(1-5-2) L, 6-38 L, 0-12 L, 0-20 W, 6-0 T, 0-0 L, 0-7 L, 13-14 T, 6-6	1951 Hiram Westminster Edinboro W&J Grove City	(3-2-1) W, 46-0 L, 0-14 T, 13-13 W, 12-7 L, 6-7 W, 14-0
1939 Alliance Juniata Clarion Hiram Westminster Slippery Rock Allegheny Grove City	(4-4) W, 24-0 L, 6-13 L, 0-13 L, 0-40 W, 7-0 L, 7-14 W, 14-0 W, 6-0	1952 Indiana, Pa. Westminster Clarion Edinboro W&J Grove City	(1-5) L, 0-26 L, 7-28 L, 6-26 L, 7-39 L, 0-33 W, 25-9
1940 Alliance Juniata Clarion Hiram Westminster Slippery Rock Allegheny Grove City	(4-4) W, 25-0 L, 0-18 W, 12-0 L, 0-2 W, 6-0 L, 6-7 W, 26-0 L, 0-19	1953 Indiana, Pa. Westminster Bethany W&J Grove City Capital Allegheny	(5-2) W, 14-6 L, 7-32 W, 21-2 L, 21-27 W, 28-7 W, 26-7 W, 52-6
1941 Lock Haven Clarion Hiram Westminster Ithaca, N.Y. Allegheny Grove City	(7-0) W, 22-0 W, 26-0 W, 34-0 W, 14-0 W, 13-7 W, 26-0 W, 12-0	1954 St. Vincent Westminster Allegheny Bethany W&J Grove City Allegheny	(5-2) W, 19-6 L, 0-6 W, 19-6 W, 13-12 W, 24-0 W, 26-0 L, 7-20
1942 — 1945 <i>No football due to World War II</i>		1955 St. Vincent Westminster Allegheny Geneva W&J Grove City Allegheny	(6-1) W, 33-0 L, 7-20 W, 31-0 W, 13-7 W, 32-7 W, 59-7 W, 39-14
1946 Butler, Pa. Hiram Slippery Rock Clarion Edinboro Allegheny Grove City	(7-0) W, 26-0 W, 14-6 W, 2-0 W, 14-13 W, 7-0 W, 13-7 W, 12-7	1956 St. Vincent Westminster Bethany Hobart W&J Grove City Allegheny	(4-3) W, 14-12 L, 21-27 L, 6-31 L, 7-33 W, 33-6 W, 59-7 W, 39-14
1947 Alliance Hiram Westminster Clarion Edinboro Allegheny Grove City	(4-3) W, 19-7 L, 7-8 W, 24-6 L, 7-19 W, 26-0 W, 20-0 L, 3-20	1957 St. Vincent Westminster Bethany Hobart St. Lawrence Hiram Allegheny W&J	(4-4) L, 7-10 L, 0-12 W, 34-6 L, 14-21 W, 20-6 L, 7-13 W, 19-9 W, 35-0
1948 Dickinson Hiram Westminster Clarion Edinboro Grove City Allegheny Wilmington, Ohio	(4-3-1) L, 7-13 W, 7-0 T, 0-0 W, 7-0 W, 15-7 L, 0-33 L, 0-6 W, 20-0	1958 St. Vincent Westminster John Carroll Carnegie Tech W&J Allegheny Lebanon Valley	(2-4-1) L, 7-15 L, 6-14 L, 0-7 L, 6-14 W, 19-0 T, 12-12 W, 26-7

1959 Western Reserve* CARNEGIE TECH W&J* Bethany* John Carroll* Wayne State* Allegheny*	(1-5-1/4-1 PAC) L, 7-18 L, 0-7 T, 8-8 W, 21-16 L, 0-12 L, 15-28 L, 6-14	1960 at Albright at John Carroll* CASE TECH* GROVE CITY* W&J* BETHANY* ALLEGHENY*	(4-2-1/4-1 PAC) L, 18-41 L, 12-19 W, 42-6 T, 14-14 W, 50-8 W, 8-0 W, 16-14
1961 JOHN CARROLL* Case Tech* WESTERN RESERVE* W&J* Bethany* ALLEGHENY*	(2-4/2-4 PAC) L, 8-41 L, 12-29 L, 6-12 W, 28-7 L, 12-14 W, 35-22	1962 CASE TECH* Western Reserve* W&J* BETHANY* WAYNE ST. (Mich.)* John Carroll* Allegheny*	(2-5/2-5 PAC) W, 34-16 L, 0-12 L, 14-16 L, 8-14 W, 27-8 L, 0-12 L, 6-12
1963 Case Tech* WESTERN RESERVE* W&J* Bethany* Wayne St. (Mich.)* JOHN CARROLL* Allegheny*	(4-2-1/4-2-1 PAC) W, 32-28 T, 6-6 W, 7-0 W, 28-7 L, 0-6 L, 0-42 W, 31-8	1964 Case Tech* Western Reserve* W&J* BETHANY* GROVE CITY John Carroll* Wayne St. (Mich.)* Allegheny*	(4-4/4-3 PAC) W, 20-6 L, 0-10 W, 7-0 W, 28-3 L, 0-7 W, 27-25 L, 7-12 L, 13-18
1965 CASE TECH* WESTERN RESERVE* W&J* BETHANY* GROVE CITY John Carroll* Wayne St. (Mich.)* Allegheny*	(3-5/2-5 PAC) W, 23-7 W, 8-7 L, 13-15 L, 0-46 W, 13-8 L, 7-21 L, 6-7 L, 7-26	1966 WESTMINSTER* Bethany* CASE TECH* W&J* Carnegie Tech Western Reserve* ALLEGHENY* GROVE CITY	(3-4-1/2-2-1 PAC) L, 0-22 T, 14-14 W, 16-7 L, 6-17 W, 14-7 W, 14-13 L, 8-198 L, 0-34
1967 Westminster BETHANY* Case Tech* W&J* CARNEGIE MELLON WESTERN RESERVE* Allegheny* Grove City	(7-1/5-0 PAC) L, 0-14 W, 20-13 W, 34-0 W, 26-0 W, 42-14 W, 35-8 W, 22-6 W, 8-6	1968 Carnegie Mellon W&J* CASE TECH* GROVE CITY Bethany* Western Reserve* ALLEGHENY* John Carroll*	(6-2/4-2 PAC) W, 42-28 W, 34-6 W, 47-14 W, 13-7 L, 14-23 W, 40-0 L, 32-35 W, 12-6
1969 Carnegie Mellon W&J* Western Reserve* Grove City BETHANY* WESTERN RESERVE* Allegheny* JOHN CARROLL*	(6-2/4-2 PAC) W, 46-22 W, 21-9 W, 27-6 W, 20-7 W, 34-12 W, 43-22 L, 14-21 L, 37-8	1970 Carnegie Mellon BETHANY* Geneva John Carroll* W&J* Case Western* ALLEGHENY* GROVE CITY	(6-2/4-2 PAC) W, 46-22 W, 21-9 W, 27-6 W, 20-7 W, 34-12 W, 43-22 L, 14-21 L, 37-8
1971 CARNEGIE MELLON Bethany* CASE WESTERN* Grove City JOHN CARROLL* W&J* Allegheny* GENEVA	(5-3/3-2 PAC) W, 26-20 L, 11-14 W, 35-10 L, 14-21 L, 7-21 W, 28-6 W, 20-15 W, 7-6	1972 DENISON Case Western* JOHN CARROLL* Grove City W&J* BETHANY* Hiram* ALLEGHENY* Carnegie Mellon*	(7-2/6-1 PAC) L, 7-21 W, 13-9 L, 0-7 W, 21-0 W, 13-6 W, 27-7 W, 27-14 W, 28-18 W, 14-12
1973 at Denison CWURU* JOHN CARROLL* GROVE CITY at W&J* at Bethany* HIRAM* ALLEGHENY* CARNEGIE MELLON*	(6-2-1/4-2-1 PAC) W, 7-6 W, 54-14 T, 14-14 W, 23-12 W, 48-22 W, 7-0 L, 12-17 L, 4-7 W, 10-6	1974 at CWURU* CARNEGIE MELLON* W&J* at Grove City BETHANY* HIRAM* at Geneva at John Carroll* ALLEGHENY*	(4-4-1/3-3-1 PAC) W, 27-6 L, 0-13 W, 14-0 L, 13-27 W, 28-14 T, 21-21 W, 14-12 L, 7-19 L, 14-36
1975 CWURU* at Carnegie Mellon* at W&J* GROVE CITY at Bethany* HIRAM* GENEVA JOHN CARROLL* at Allegheny*	(5-4/3-4 PAC) W, 35-21 W, 20-14 L, 0-25 W, 22-8 L, 7-10 L, 13-14 W, 33-15 W, 8-0 L, 0-21		

Year-By-Year Records

1976 W&J* at Grove City BETHANY* at CWRU* at Hiram* at John Carroll* ALLEGHENY* CARNEGIE MELLON*	(1-6-1/5-1 PAC) L, 13-19 L, 7-21 L, 9-19 L, 0-7 W, 10-7 L, 18-19 L, 7-31 T, 7-7	1984 at Allegheny at St. Francis W&J* at Grove City* at Carnegie Mellon* MUSKINGUM at Bethany* HIRAM* JOHN CARROLL*	(3-6-1-5 PAC) W, 14-7 W, 23-6 L, 14-19 W, 9-7 L, 8-38 L, 27-28 L, 13-35 L, 7-24 L, 20-25	1992 ALBION at Oberlin FROSTBURG ST. at Duquesne at Bethany* W&J* at Grove City* WAYNESBURG* at Gannon	(1-8/0-4 PAC) L, 0-20 W, 7-0 L, 0-44 L, 0-22 L, 7-31 L, 0-38 L, 6-41 L, 0-19 L, 26-34	1999 CAPITAL at Oberlin KENYON at Thomas More GROVE CITY* at Waynesburg* BETHANY* SUNY-BROCKPORT at Defiance at W&J*	(3-7/0-4 PAC) W, 19-0 W, 63-12 W, 21-7 L, 6-14 L, 0-56 L, 7-40 L, 6-9 L, 21-33 L, 13-20 L, 6-51
1977 at W&J* GROVE CITY at Bethany* CWRU* HIRAM* JOHN CARROLL* at Allegheny* at Carnegie Mellon*	(2-5-1/2-4-1 PAC) T, 16-16 L, 7-13 W, 5-3 L, 17-23 L, 0-26 W, 7-3 L, 17-31 L, 3-35	1985 ALLEGHENY ST. FRANCIS at W&J* GROVE CITY* CARNEGIE MELLON* at Muskingum BETHANY* at Hiram* at John Carroll*	(4-5/2-4 PAC) W, 15-14 W, 27-3 L, 14-26 L, 18-25 L, 3-48 L, 23-57 W, 16-0 W, 27-24 L, 7-13	1993 at Albion OBERLIN at Frostburg St. DUQUESNE BETHANY* at W&J* GROVE CITY* at Waynesburg* GANNON	(2-7/1-3 PAC) L, 0-35 W, 37-0 L, 12-34 L, 0-28 L, 7-10 L, 7-48 W, 20-14 L, 7-32 L, 7-16	2000 at Capital at Kean BLUFFTON THOMAS MORE at Grove City* WAYNESBURG* WESTMINSTER at Bethany* W&J* at Kenyon	(2-8/0-4 PAC) L, 18-42 W, 25-20 L, 19-40 W, 13-12 L, 7-27 L, 6-34 L, 7-51 L, 13-42 L, 3-58 L, 26-27
1978 GENEVA at Grove City at John Carroll* BETHANY* at Allegheny* at Hiram* W&J* at CWRU* CARNEGIE MELLON*	(4-4-1/3-3-1 PAC) W, 14-13 L, 7-21 L, 16-21 W, 37-24 T, 0-0 L, 0-16 W, 14-13 W, 35-0 L, 6-44	1986 at Oberlin JOHN CARROLL* W&J* at Grove City* at Carnegie Mellon* ALLEGHENY at Bethany* HIRAM*	(1-7/1-5 PAC) L, 3-15 W, 12-7 L, 0-20 L, 0-21 L, 0-14 L, 0-35 L, 21-27 L, 0-35	1994 at Marietta at Buffalo St. WAYNESBURG* at Bluffton at Bethany* W&J* at Grove City* at Gannon MALONE ST. JOHN FISHER	(0-10/0-4 PAC) L, 16-20 L, 2-41 L, 0-16 L, 7-42 L, 7-35 L, 0-63 L, 6-34 L, 7-27 L, 6-39 L, 0-28	2001 CAPITAL KEAN at Bluffton GROVE CITY* at Waynesburg* at Westminster BETHANY* at W&J* KENYON Gannon	(2-8/1-3 PAC) L, 13-34 L, 0-3 L, 20-23 W, 40-27 L, 6-28 L, 10-15 L, 19-21 L, 20-38 W, 50-35 L, 13-51
1979 at Geneva GROVE CITY JOHN CARROLL* at Bethany* ALLEGHENY* HIRAM* at W&J* at CWRU* CARNEGIE MELLON*	(6-3/5-2 PAC) L, 8-12 W, 10-6 L, 15-21 W, 23-12 W, 28-0 W, 21-0 W, 12-10 W, 29-7 L, 13-21	1987 OBERLIN John Carroll* at W&J* GROVE CITY* CARNEGIE MELLON* ALLEGHENY at Bethany* at Hiram*	(2-6/1-5 PAC) W, 11-8 L, 0-40 L, 7-48 L, 14-31 L, 7-31 L, 6-28 W, 38-24 L, 0-35	1995 MARIETTA BUFFALO ST. at Waynesburg* BLUFFTON BETHANY* at W&J* GROVE CITY* GANNON at Malone at St. John Fisher	(0-10/0-4 PAC) L, 0-36 L, 0-46 L, 26-31 L, 0-28 L, 19-40 L, 8-49 L, 14-16 L, 0-21 L, 10-31 L, 7-48	2002 at Malone GENEVA BLUFFTON W&J* at Grove City* WAYNESBURG* WESTMINSTER* at Bethany* at Brockport State (SUNY) at Alfred (N.Y.)	(3-7/2-3 PAC) L, 9-13 L, 26-41 W, 37-6 L, 17-21 W, 23-3 W, 21-13 L, 10-13 L, 9-31 L, 0-17 L, 14-22
1980 GENEVA at Carnegie Mellon* CWRU* BETHANY* HIRAM* at John Carroll* W&J* at Allegheny* at Westminster	(4-5/4-3 PAC) L, 7-25 L, 6-38 W, 34-7 L, 21-39 W, 7-6 W, 21-6 W, 17-0 L, 10-16 L, 21-30	1988 at Oberlin at Allegheny HIRAM* JOHN CARROLL* W&J* at Grove City* at Carnegie Mellon* at Duquesne at Bethany*	(0-9/0-6 PAC) L, 7-12 L, 14-50 L, 21-31 L, 7-40 L, 7-41 L, 21-28 L, 0-44 L, 7-13 L, 24-27	1996 OBERLIN at Allegheny BLUFFTON at Grove City* WAYNESBURG* ALFRED* at Bethany* W&J* at Gannon CATHOLIC	(1-9/0-5 PAC) W, 26-6 L, 13-61 L, 20-28 L, 6-39 L, 15-41 L, 13-34 L, 7-20 L, 6-62 L, 14-35 L, 6-30	2003 at John Carroll at Bluffton at W&J* GROVE CITY* at Waynesburg* at Westminster* BETHANY* BROCKPORT ST. ALFRED at Kenyon	(3-7/1-4 PAC) L, 0-42 W, 35-7 L, 10-17 L, 15-16 L, 19-34 L, 13-14 W, 42-14 L, 0-7 L, 9-14 W, 31-28
1981 at Geneva CARNEGIE MELLON* at CWRU* BETHANY* at Hiram* JOHN CARROLL* at W&J* ALLEGHENY* at Westminster	(4-4-1/4-2-1 PAC) L, 14-27 T, 6-6 W, 54-13 W, 22-21 L, 14-17 W, 19-14 W, 34-3 L, 12-14 L, 21-30	1989 at Oberlin ALLEGHENY at Hiram* at Waynesburg at W&J* GROVE CITY* CARNEGIE MELLON* at Duquesne BETHANY*	(3-6/3-2 PAC) L, 14-21 L, 0-30 L, 23-24 L, 0-12 L, 3-33 W, 35-18 W, 19-14 L, 0-14 W, 36-13	1997 at Oberlin at ALLEGHENY at Bluffton GROVE CITY* at Waynesburg* at Alfred* BETHANY* at W&J* GANNON CATHOLIC	(1-9/0-5 PAC) L, 17-18 L, 19-45 W, 33-27 L, 9-32 L, 22-38 L, 6-42 L, 7-26 L, 7-64 L, 0-42 L, 0-42	2004 UNIV. OF WISCONSIN-PLATTEVILLE at Ohio Wesleyan BLUFFTON at Bethany* W&J* at Grove City* WAYNESBURG* WESTMINSTER* OHIO DOMINICAN at Buffalo State	(7-3/4-1 PAC) L, 14-40 W, 22-19 W, 45-14 W, 28-14 L, 10-34 W, 24-9 W, 26-20 W, 28-0 W, 32-6 L, 12-18
1982 at Grove City WESTMINSTER at Allegheny* at Carnegie Mellon* CWRU* at Bethany* HIRAM* at John Carroll* W&J*	(0-9/0-7 PAC) L, 7-35 L, 0-45 L, 19-21 L, 7-49 L, 14-32 L, 7-28 L, 18-24 L, 13-28 L, 13-16	1990 at Oberlin FROSTBURG ST. at Bethany* W&J* at Gallaudet DUQUESNE at Grove City* WAYNESBURG* ST. FRANCIS	(4-5/1-3 PAC) L, 14-24 L, 0-34 W, 21-6 L, 0-31 W, 24-14 W, 23-14 L, 0-10 L, 10-31 W, 21-14	1998 at Capital OBERLIN at Kenyon at Grove City* WAYNESBURG* ALFRED at Bethany* at Gannon DEFIANCE W&J*	(1-9/0-4 PAC) L, 12-26 W, 44-28 L, 20-29 L, 0-55 L, 0-42 L, 14-47 L, 10-24 L, 7-34 L, 3-17 L, 0-61	2005 OHIO WESLEYAN at Bluffton BETHANY* at W&J* GROVE CITY* at Waynesburg* at Westminster* THOMAS MORE* BUFFALO STATE at Carnegie Mellon JOHNS HOPKINS BRIDGEWATER	(11-1/6-0 PAC) W, 39-36 W, 42-0 W, 41-7 W, 38-35 (OT) W, 30-0 W, 35-28 (2OT) W, 34-0 W, 24-14 W, 21-3 W, 50-48 (3OT) L, 13-24
1983 GROVE CITY at Westminster ALLEGHENY* CARNEGIE MELLON* at Case Western Reserve* BETHANY* at Hiram* JOHN CARROLL* at W&J*	(0-9/0-7 PAC) L, 3-7 L, 14-35 L, 13-15 L, 11-50 L, 8-21 L, 0-14 L, 9-38 L, 10-21 L, 14-7	1991 OBERLIN at Frostburg St. BETHANY* at W&J* at Clinch Valley GROVE CITY* at Waynesburg* at St. Francis GANNON	(5-4/2-2 PAC) W, 28-0 L, 14-35 W, 28-21 L, 0-40 L, 21-23 W, 21-12 L, 6-32 W, 14-7 W, 27-6				

SEASON-BY-SEASON RESULTS

Year	W-L-T	Coach
1892	0-1-0	No coach
1893	1-1-0	Overmyer
1894	5-2-0	Hildum
1895	2-2-1	Weiskotten
1896	2-4-1	Weiskotten
1897	3-4-0	Stewart
1898	4-5-1	Hilbish
1899	4-3-3	Allen
1900	1-3-1	Allen
1901	1-6-1	Hamilton
1902-1910	<i>Football Manifesto</i>	
1911	1-1	Harter
1912	2-4-1	Harter
1913	2-5	Aubut
1914	5-4	Aubut/R. Rowley
1915	2-7	Aubut/R. Rowley
1916	2-5-1	Aubut/R. Rowley
1917	0-7	Lynch
1918	0-2	Lynch
1919	3-4	Snyder
1920	5-2-2	R. Rowley
1921	5-3-1	R. Rowley
1922	6-4	R. Rowley
1923	6-2-1	Holleran
1924	3-5-1	Holleran
1925	4-5	Holleran
1926	3-6	Holleran
1927	1-7-1	Holleran
1928	1-6-2	Holleran
1929	2-5-2	R. Rowley
1930	3-6	R. Rowley
1931	4-5	Benson
1932	3-6	Stoeber
1933	3-4	Stoeber
1934	5-2	Stoeber
1935	4-2	Stoeber
1936	3-3	Stoeber
1937	2-4-1	Stoeber
1938	1-5-2	Stoeber
1939	4-4	Stoeber
1940	4-4	Stoeber
1941	7-0	Stoeber
1942-45	No football due to WWII	
1946	7-0	Stoeber
1947	4-3	Stoeber
1948	4-3-1	Stoeber
1949	3-3-1	Stoeber
1950	7-0	Stoeber
1951	3-2-1	Stoeber
1952	1-5	Stoeber
1953	5-2	Stoeber
1954	5-2	Stoeber
1955	6-1	DiFebo
1956	4-3	DiFebo
1957	4-4	DiFebo
1958	2-4-1	DiFebo
1959	1-5-1/1-4-1 PAC	DiFebo
1960	4-2-1/4-1 PAC	DiFebo
1961	2-4/2-4 PAC	DiFebo
1962	2-5/2-5 PAC	DiFebo
1963	4-2-1/4-2-1 PAC	DiFebo
1964	4-4/4-3 PAC	DiFebo
1965	3-5/2-5 PAC	DiFebo
1966	3-4-1/2-2-1 PAC	McCullough
1967	7-1/5-0 PAC	McCullough
1968	6-2/4-2 PAC	McCullough
1969	6-2/4-2 PAC	McCullough
1970	2-6/1-4 PAC	McCullough
1971	5-3/3-2 PAC	McCullough
1972	7-2/6-1	McCullough
1973	6-2-1/4-2-1 PAC	McCullough
1974	4-4-1/3-3-1 PAC	McCullough
1975	5-4/3-4 PAC	McCullough
1976	1-6-1/1-5-1 PAC	McCullough
1977	2-5-1/2-4-1 PAC	McCullough
1978	4-4-1/3-3-1 PAC	Petrarca
1979	6-3/5-2 PAC	Petrarca
1980	4-5/4-3 PAC	Petrarca
1981	4-4-1/4-2-1 PAC	Petrarca
1982	0-9/0-7 PAC	Lyon
1983	0-9/0-7 PAC	Lyon
1984	3-6/1-5 PAC	Lyon
1985	4-5/2-4 PAC	Vennis
1986	1-7/1-5 PAC	Vennis

SEASON-BY-SEASON RESULTS, cont'd...

Year	W-L-T	Opponent
1987	2-6/1-5 PAC	Vennis
1988	0-9/0-6 PAC	Liston
1989	3-6/3-2 PAC	Liston
1990	4-5/1-3 PAC	Liston
1991	5-4/2-2 PAC	Giangrosso
1992	1-8/0-4 PAC	Giangrosso
1993	2-7/1-3 PAC	Giangrosso
1994	0-10/0-4 PAC	Giangrosso
1995	0-10/0-4 PAC	Giangrosso
1996	1-9/0-5 PAC	Armstrong
1997	1-9/0-5 PAC	Armstrong
1998	1-9/0-4 PAC	Armstrong
1999	3-7/0-4 PAC	Armstrong
2000	2-8/1-3 PAC	Armstrong
2001	2-8/1-3 PAC	Leipheimer
2002	3-7/2-3 PAC	Leipheimer
2003	3-7/1-4 PAC	Leipheimer
2004	7-3/4-1 PAC	Leipheimer
2005	11-1/6-0 PAC	Leipheimer

ALL-TIME COACHES RECORDS

Coach	W	L	T
No coach (1892)	0	1	0
Overmyer (1893)	1	1	0
Hildum (1894)	5	2	0
Weiskotten (1895-96)	4	6	2
Stewart (1897)	3	4	0
Hilbish (1898)	4	5	1
Allen (1899-1900)	5	6	4
Hamilton (1901)	1	6	1
Harter (1911-12)	3	5	1
Aubut (1913)	2	5	0
Aubut/R. Rowley (1914-16)	9	16	1
Lynch (1917-18)	0	9	0
Snyder (1919)	3	4	0
Robert E. "Tink" Rowley (1920-22; 29-30)	21	20	5
Thomas V. Holleran (1923-28)	16	18	2
Charles O. Benson (1931)	5	11	2
J.B. Stoeber (1932-41; 46-54)	75	54	6
Joe DiFebo (1955-65)	36	39	4
McCullough (1966-77)	54	41	6
Wayne Petrarca (1978-81)	18	16	2
David Lyon (1982-84)	3	24	0
Mark Vennis (1985-87)	7	18	0
Liston (1988-90)	7	20	0
Charlie Giangrosso (1991-95)	8	39	0
Dave Armstrong (1996-2000)	8	42	0
Jack Leipheimer (2001-)	26	26	0
Total (101 years)	325	445	37
College Games	309	440	33
Other Games	16	5	4
Total	325	445	37

Conference Records

Conference	W	L	T
Tri-State (1924-37)	23	31	4
Presidents' Athletic (1955-)	109	160	10

Opponent	W-L-T	First	Last
Albion	0-2-0	1992	1993
Albright	0-1-0	1960	--
Alfred (N.Y.)	6-8-0	1914	2003
Allegheny	30-42-6	1893	1997
Alliance (Pa.)	4-0-0	1919	1947
Ashland	1-1-0	1921	1929
Baldwin-Wallace	1-0-0	1924	--
Bethany	33-27-1	1917	2005
Bluffton	5-5-0	1994	2005
Alderson-Broadus	1-0-0	1925	--
Brockport State (N.Y.)	0-3-0	1999	2003
Buffalo State (N.Y.)	1-3-0	1994	2005
Canisius	1-1-0	1919	1928
Capital (Ohio)	2-4-0	1953	2001
Case Western Reserve	24-10-1	1957	1983
Catholic	0-2-0	1996	1997
Clarion	8-5-1	1935	1952
Clinch Valley (Va.)	0-1-0	1991	--
Carnegie Mellon	10-27-2	1915	2005
Defiance	0-2-0	1998	1999
Denison	1-1-0	1972	1973
Dickinson (Pa.)	0-1-0	1948	--
Duquesne	6-7-0	1920	1993
Edinboro	12-2-0	1911	1952
Fordham	0-2-0	1929	1931
Frostburg State	0-5-0	1988	1993
Gallaudet (D.C.)	1-0-0	1990	--
Gannon	1-9-0	1988	2001
Geneva	9-20-3	1899	2002
Grove City	33-55-5	1892	2005
Hartwick (N.Y.)	0-1-0	1938	--
Hiram	13-18-1	1914	1989
Hobart & Wm. Smith	0-2-0	1956	1957
Holbrook	1-0-0	1934	--
Indiana (Pa.)	1-1-0	1952	1953
Ithaca (N.Y.)	1-0-0	1941	--
John Carroll	7-23-1	1957	2003
Juniata	3-2-0	1922	1940
Kean (N.J.)	1-1-0	2000	2001
Kenyon	3-2-0	1998	2003
Lebanon Valley	1-0-0	1958	--
Lock Haven	1-0-0	1941	--
Lycoming	1-0-0	1950	--
Malone	0-3-0	1994	2002
Marietta	1-4-0	1921	1925
Morris Harvey (W. Va.)	1-0-0	1932	--
Muskingum	0-2-0	1984	1985
Oberlin	7-5-0	1986	1999
Ohio Dominican	1-0-0	2004	--
Ohio Wesleyan	2-0-0	2004	2005
Univ. of Pittsburgh (Fr.)	1-5-0	1900	1928
Slippery Rock	4-10-1	1912	1946
St. Bonaventure	1-2-0	1915	1932
St. Francis (Pa.)	5-0-0	1926	1991
St. John Fisher (N.Y.)	0-2-0	1994	1995
St. Lawrence (N.Y.)	1-0-0	1957	--
St. Vincent	5-3-0	1953	1958
Temple	0-3-0	1929	1932
Thomas More (Ken.)	2-1-0	1999	2005
Univ. of Buffalo	3-3-1	1915	1923
Wash. & Jeff.	22-35-2	1896	2005
Wayne State (Ind.)	1-4-0	1959	1965
Waynesburg	8-20-1	1913	2005
Westminster	17-42-8	1895	2005
Wilmington (Ohio)	3-0-0	1947	1949
Wisconsin-Platteville	0-1-0	2004	--
Wittenberg	0-2-0	1915	1922
<u>W.Va. Wesleyan</u>	<u>0-1-0</u>	<u>1920</u>	<u>--</u>
TOTALS	325-445-7		

Tomcats vs. Collegiate Opponents

All-Time All-PAC Selections

Year	Name	Position	Team	Year	Name	Position	Team	Year	Name	Position	Team
1961	Bill Merkovsky	DE	First	1976	Tom Williams	DL	First	1985	Steve Stone	SE	First
1962	Gerry Massaro	TB	First		Terry Conlin	OL	First		Dave Snyder	DE	First
	Bob Lewis	OC	First		Greg Williams	WR	First		Greg Pernus	DB	First
	Chuck Evanoff	OG	First		Mick Harris	LB	Second		Shawn Cupples	OL	Second
1963	Bob Lewis	OC	First		Ken Achenbach	DE	Hon. Mention		James Simko	LB	Second
	Bill Merkovsky	DE/TE	First		John Tuttle	OL	Hon. Mention		Tom Bihler	TB	Hon. Mention
	Bob Shimp	OG	First	1977	John Tuttle	OL	First		Ron Sharer	OC	Hon. Mention
1964	Bob Lewis	OC	First		Terry Conlin	OL	Second		Mark Adams	LB	Hon. Mention
	Richard Koehler	LB	First		Nick Farina	FB	Second		Mark Kinney	DB	Hon. Mention
1965	Paul Brown	OC	First		Jim Potts	TB	Second		Jeff Skonieczny	P	Hon. Mention
	Larry Berry	TB	First	1978	Ryan Briceland	DB	Second		Tim Messersmith	K	Hon. Mention
1966	John Tomlinson	DT	First		Paul Fiore	LB	Second	1987	Tom Dickason	DB	First
	Mike Donato	LB	First		Ron Leuschen	TB	Second		Ron Sharer	OC	Second
	Jim Baird	FS	First		Bob Meyers	FB	Second		Jim Simko	LB	Second
1967	John Tomlinson	DT	First		Rich Parker	OL	Second		Joe Urbania	TB	Hon. Mention
	Al McCartney	TB	First		Mark Trimmer	DT	Second		Greg Houck	TE	Hon. Mention
	Mike Donato	LB	First		John Perriello	QB	Hon. Mention		Joe Sanchez	DB	Hon. Mention
	John Gibson	SE	First		Joe Roosa	DE	Hon. Mention	1988	Todd Vennis	OL	Hon. Mention
	Joe Krainc	OC	First	1979	Ron Leuschen	TB	First,PAC Offensive MVP		Jeff Sorensen	QB	Hon. Mention
1968	Larry Cribbs	DT	First		Mark Bendetto	WR	First		Dwight Fritz	NT	Hon. Mention
	Mike Donato	LB	First		Paul Fiore	LB	First	1989	Bill Barber	WR	First
	John Gibson	SE	First		Mark Trimmer	DT	First		Todd Vennis	OL	First
	Joe Krainc	OC	First		Tom Stelts	P	Second		Gary Klaric	P	First
	Al McCartney	TB	First		Joe Roosa	DE	Second		Jim Rice	DT	First
	John Tomlinson	OG/NG	First		Charlie Cole	QB	Hon. Mention		Jeff Sorensen	QB	Second
	Don Walters	DE	First		Ralpa Voracek	DT	Hon. Mention		Ray Felter	LB	Second
1969	John Castaldo	DB	First	1980	Bob Myers	FB	First		Don Hummel	OL	Hon. Mention
	Dana Fulton	FB	First		Rich Parks	OC	First		Tony Wylie	TE	Hon. Mention
	John Gibson	SE	First		Jeff Korczyk	OL	First		Mark McGinnis	WR	Hon. Mention
	Joe Krainc	OC	First		Kevin Brinkhoff	OL	First		Jackie Jackson	TB	Hon. Mention
	Don Walters	DE	First		Rich Goldner	OL	Second		Larry Oskin	K	Hon. Mention
	John Wascak	DT	First		Pat Brinkhoff	OL	Second		Dwight Fritz	NT	Hon. Mention
1970	John Gibson	SE	First		Charlie Cole	QB	Hon. Mention		Tim Gourley	LB	Hon. Mention
	Joe Krainc	OC	First		Paul Fiore	OL	Hon. Mention	1990	Kipp Hilliard	WR	First
	John Timulak	OG	First	1981	Barry Holes	QB	First,PAC Offensive MVP		Todd Vennis	OL	First
	John Wascak	DT	First		Shawn White	OL	First		Jeff Sorensen	QB	Second
	Don Walters	DE	First		Jim Kick	WR	First		Kevin Jones	TB	Second
1971	John Rossi	DE	First		Ron Leuschen	TB	First		Tony Wylie	TE	Second
	Bill Johnston	NG	First		Rich Parker	OL	First		Jim Rice	DL	Second
	Tom Styduhar	OT	First		Andy Samara	DT	First		Ray Felter	LB	Second
	Dan Schneider	OT	First		Dana Kozera	DE	Second		Bryan Lukavich	LB	Second
	Dom Gatta	DB	Hon. Mention		Dave Blair	DB	Hon. Mention		Joe Roth	LB	Second
1972	Dan Schneider	OT	First		Rick Goldner	OL	Hon. Mention		Jace Ransom	DB	Second
	Bernard Kanski	QB	First		Scott Heinauer	OL	Hon. Mention		Karl Brown	FB	Hon. Mention
	Tom Styduhar	OC	First		Jeff Misalek	LB	Hon. Mention		Dale Bergh	OL	Hon. Mention
	Barry Oman	DB	First		Mark Sabolcik	DB	Hon. Mention		Brian Cooper	OL	Hon. Mention
	Mickey Kuhn	FB	First		Bruce Stiger	WR	Hon. Mention		Larry Oskin	K	Hon. Mention
	Tom Hainey	DT	First	1982	Bruce Stiger	WR	First		Victor Carter	DL	Hon. Mention
	Jerry Callahan	LB	Hon. Mention		Barry Wright	WR	Hon. Mention		Keith Russell	DL	Hon. Mention
1973	Paul Goodwill	DT	First		Ed Zadarko	DE	Hon. Mention		Ron Dzubinski	DB	Hon. Mention
	Barry Oman	DB	First		Shawn White	OL	Hon. Mention		Todd Kosnena	DB	Hon. Mention
	Robert Witherup	TB	First	1983	Andy Haupt	WR	First				
	Jack Leipheimer	TE	Second		Ed Zadarko	DE	First				
	Mike Lapmardo	OL	Second		Randy Melko	FS	Second				
	Mickey Kuhn	FB	Second		Brent Dietzel	LB	Hon. Mention				
1974	Paul Goodwill	DT			Kirt Gasaway	WR	Hon. Mention				
	George Sterner	DB			Dave Snyder	DE	Hon. Mention				
1975	Paul Goodwill	DT	First	1984	Randy Melko	FS	First				
	George Sterner	DB	First		Tom Bihler	TB	Second				
	Brent Rhoads	OL	First		Keith Bachman	TE	Second				
	Art Amos	QB	Second		Dave Snyder	DE	Second				
	Tom Williams	DL	Hon. Mention		Pat Fire	LB	Second				
					Steve Stone	SE	Second				

All-Time PAC Selections



2006 THIEL COLLEGE FOOTBALL

Year	Name	Position	Team	Year	Name	Position	Team	Year	Name	Position	Team
1991	Jackie Jackson	TB	First	1998	Myron Bundrant	OL	First	2004	Kennard Davis	FS	First
	Joe Roth	LB	First		Ricardo Franklin	DB	Second		George Kum-Nji	DE	First
	Jim Charney	DB	First		Sam Pouki	P	Second		Bob Munch	OL	First
	Dale Burgh	DB	Second		David Porter	DB	Hon. Mention		Dave Hendricks	OL	First
	Chris Uterark	OL	Second		Isaac Griffin	TB	Hon. Mention		Brandon Chambers	WR	First
	Tony Wylie	WR	Second		Donte Harris	WR	Hon. Mention		Robert Drake	LB	First
	Victor Carter	DL	Second		Jon McCullough	LB	Hon. Mention		Steve Minton	TB	Second
	Nate Neeley	DL	Second		E. Bofotola-Akemba	DL	Hon. Mention		Casey Diemert	LB	Second
	Ray Felter	LB	Second		Ryan Reed	DL	Hon. Mention		Jon Howson	DE	Second
	Ron Dzubinski	DB	Second	1999	Rico Franklin	CB	First		Rock Davis	OL	Second
	Larry Oskin	K	Second		Ray Enrico	OL	Second		Brandon Chambers	RS	Second
	Kevin Jones	WR	Hon. Mention		Chad Brown	TE	Second		Darrell Satterfield	QB	Hon. Mention
	Terrell Green	FB	Hon. Mention		Chris Yeager	DL	Second		Chris Minton	DT	Hon. Mention
	Jeff Sorenson	QB	Hon. Mention		Dante Darby	LB	Second		Tom Wozniak	LB	Hon. Mention
	Nick Ondo	LB	Hon. Mention	2000	Ricardo Franklin	DB	First		Shaun Jackson	SS	Hon. Mention
	Jace Ransom	DB	Hon. Mention		Kevin Wilder	WR	Second		Paul Stibich	K	Hon. Mention
1992	Brian Cooper		First		Brian Eckhart	LB	Second		Dane Haskins	WR	Hon. Mention
	Greg Fouts		First		Dan Hilton	DB	Second		Ricky Gable	OL	Hon. Mention
	Joe Roth	LB	First	2001	Kennard Davis	FS	First	2005	Dave Hendricks	OL	First
	Nick Ondo	LB	Second		Donte Harris	WR	First		Nelton Neal	OL	First
	Chris Saluga		Second		Robert Drake	LB	Second		Brandon Chambers	WR	First
	Dale Burgh	DB	Hon. Mention		T.J. Wiley	QB	Second		Steve Minton	RB	First
	Victor Carter	DL	Hon. Mention		Dave Hendricks	OL	Second		Kevin Strouse	DL	First
	Jackie Jackson	TB	Hon. Mention		Kevin Wilder	WR	Second		Jon Howson	DL	First
	Jace Ransom	DB	Hon. Mention		Robert Munch	OL	Hon. Mention		Darius Thompson	DB	First
	Chris Uterhark	OL	Hon. Mention		Ryan Reed	DL	Hon. Mention		Ricky Gable	OL	Second
	Tony Wylie	WR	Hon. Mention		Clinton Harden	DE	Hon. Mention		Jon Kutterna	HB/TE	Second
1993	Jackie Jackson	TB	First		Paul Stibich	K	Hon. Mention		Darrell Satterfield	QB	Second
	Nick Ondo	LB	First		George Kum-Nji	DE	Hon. Mention		Chris Lorber	DL	Second
	Greg Fouts		Second		Jamaal Dawson	TE	Hon. Mention		Jeff Wagner	LB	Second
	Tim Boynton		Hon. Mention		John Harakal	FB	Hon. Mention		James Fawcett	C	Hon. Mention
	London Burnett		Hon. Mention		Dan Hilton	C	Hon. Mention		Rock Davis	OL	Hon. Mention
	Sam Gentile		Hon. Mention	2002	Kennard Davis	FS	First		Tom McEntire	WR	Hon. Mention
	Bill Frick	LB	Hon. Mention		Dante Darby	LB	First		Justin Kuban	RB	Hon. Mention
	Nate Neeley	DL	Hon. Mention		George Kum-Nji	DE	First		Sammy Koyl	PK	Hon. Mention
	Craig Sparks		Hon. Mention		Justin Napotnik	TB	Second		Logan Malie	DL	Hon. Mention
1994	Nick Ondo	LB	First		Dave Hendricks	OL	Second		Aaron Zane	LB	Hon. Mention
	Jason Jurinsky		Second		Jay Salman	C	Second		Zjaque Douglas	DB	Hon. Mention
	Kurt Junk	TE	Second		Bob Munch	OL	Second				
	Bill Frick	LB	Second		Dan Hilton	C	Hon. Mention				
	Ryan David	DB	Second		Dave Litz	OL	Hon. Mention				
	Joel Laird		Hon. Mention		Robert Drake	LB	Hon. Mention				
	Huey Kightlinger		Hon. Mention		Shannon Alston	RS	Hon. Mention				
	Josh Wilkinson		Hon. Mention		Jon Howson	DE	Hon. Mention				
	Ron Prady		Hon. Mention		Shawn Zappia	DT	Hon. Mention				
1995	Ryan David	DB	First	2003	Kennard Davis	FS	First				
	Kurt Junk	TE	Second		George Kum-Nji	DE	First				
	Myron Bundrant	OL	Second		Bob Munch	OL	First				
	Bill Frick	LB	Second		Ryan Swartzfager	P	First				
	Dan Silvers	P	Second		Nelton Neal	OL	First				
1996	Myron Bundrant	TE	Second		Robert Drake	TB	Second				
	Jasen Diley	DL	Second		Casey Diemert	LB	Second				
	Brad Yoder	DB	Second		Jon Howson	DE	Second				
	Maurice Simpson	DB	Hon. Mention		Dane Haskins	TE	Hon. Mention				
	Andra Price		Hon. Mention		Brandon Chambers	WR	Hon. Mention				
	Dontell Morgan	LB	Hon. Mention		Chris Minton	DT	Hon. Mention				
	Dante Darby	LB	Hon. Mention		Ken Peterson	DT	Hon. Mention				
	Judd Allen	QB	Hon. Mention		Brandon Chambers	RS	Hon. Mention				
1997	Dante Darby	LB	Second								
	Maurice Simpson	DB	Second								
	Jack Kuchinski	OL	Hon. Mention								
	Brian Griffin	OL	Hon. Mention								
	Clyde Morgan	DB	Hon. Mention								

Thiel College Athletic Hall of Fame

Inducted October 1978

Joseph DiFebo '48 — Football
Charles D. "Tod" Rissell '00 — "Father of Thiel Athletics"
John B. "Jack" Stoeber — Coach and Teacher, 1925-55

Inducted October 1979

Pete Battisti '49 — Football
Pete Dimperio '30 — Football
Russell Hill '57 — Football
Luther J. Kuder '19 — Basketball coach
Ed Snyder '35 — Basketball, Football
John "Bo Bo" Tomlinson '69 — Football, Basketball, Wrestling
1925-26 Undefeated Golden Phantoms Women's basketball team: Olivia Bost, captain; Luther J. Kuder, coach

Inducted October 1980

Floyd "Huck" Christman '25 — Baseball, Basketball, Football
Robert Denniston '50 — Football
James "Dink" DiMaria '52 — Football
Ralph Mastandrea '52 — Football
Dr. Robert Strimer '36 — Basketball, Football, Tennis
William Wise '64 — Cross Country, Track

Inducted October 1981

1941 Undefeated Football Team — Joe DiFebo, captain; John Stoeber, coach
1946 Undefeated Football Team — Ralph Demi and John Vitale, captains;
John Stoeber, coach
1950 Undefeated Football Team — Joe Frelick, captain; John Stoeber, coach

Inducted October 1982

Mel Berry — Football and Wrestling coach
Jim Mondock '68 — Basketball

Inducted October 1983

Leland "Indian" Berkman '25 — Football
Art Bernardi '55 — Baseball, Basketball, Football
John Gibson '71 — Football

Inducted October 1986

William A. Harter '33 — Basketball, Tennis, Track
Paul H. Saternow '71 — Football, Track, Wrestling
Joseph "Scuffy" Scafuri '56 — Football

Inducted October 1987

Dr. Robert Anderson '59 — Basketball
Robert E. "Mike" Duff '50 — Basketball
Lynn M. Jones '74 — Baseball
Cecil "Red" Patterson '31 — Football

Inducted October 1988

Rev. Dr. Clair O. Dufford '24 — Baseball, Basketball
John L. Vitale '47 — Basketball, Football

Inducted October 1989

Charles P. Scafuri '60 — Football

Inducted October 1990

Mark Fleisher '74 — Basketball
Don McCright '57 — Football
Lloyd "Red" Riley '54 — Basketball

Inducted October 1991

Frank Herbenick '55 — Football
Lucio Martin '56 — Football
Kevin Meistickle '73 — Baseball
William Merkovsky '64 — Basketball, Football
Charles Semroc '57 — Football
Howard Weyers '56 — Baseball, Basketball, Football

Inducted October 1992

Linda Dean Oman '75 — Basketball
John Piai '57 — Baseball, Football
Marvin "Marty" Prentice '71 — Cross Country, Track

Inducted October 1993

James Baird '69 — Basketball, Football
William H. Crawford '72 — Golf
Donald L. Valesky, Jr. '84 — Wrestling

Inducted October 1994

Al McCartney '69 — Football, Wrestling

Inducted October 1995

Penny Aits '84 — Basketball, Softball, Volleyball
John Wascak '71 — Football

Inducted October 1996

Linda Cooper — Undefeated Women's Basketball coach, 1970-73
Paul Fiore '81 — Baseball, Football
David Thomas '70 — Basketball
Rod Wilt '86 — Wrestling

Inducted October 1997

Undefeated Women's Basketball Teams - 1970-71, 1971-72, 1972-73;
Linda Cooper, coach

Inducted October 1998

Charles Goodrick '74 — Basketball, Football
Brian M. Hills '79 — Football, Wrestling

Inducted October 1999

Jonathan Drenocky '71 — Swimming
Lt. Col. Linda L. Ebling '75 — Basketball
Dr. Frank M. Stratiff '61 — Football

Inducted October 2000

Ron Leuschen '82 — Football
Jim McCullough — Athletic Director, Football and Golf coach
Cynthia (Bynam) Underwood '88 — Basketball, Track

Inducted November 2001

Joe Frelick '51 — Baseball, Football
Victor Harp '85 — Basketball
Roy Wilt, Jr. '86 — Wrestling
Dana Spires '88 — Wrestling

Inducted October 2002

Paul Goodwill '76 — Football, Track
Morris Hill '87 — Football, Track
Richard Mamajek '58 — Football
Julie Sierota '90 — Basketball
David Weiland '91 — Wrestling

Inducted February 2004

Charles Evanoff '64 — Football, Wrestling
Barry Holes '82 — Football, Baseball
LaVerne "Spike" Kline '56 — Football, Baseball
Tricia Kosenina '93 — Basketball
Mike Lewis '93 — Wrestling

Inducted February 2005

Pete Bistransin '52 — Football, Swimming
Jim Miale '85 — Baseball, Basketball, Football
Diane (Musick) Meadows '87 — Volleyball
Sal Jafarace '92 — Wrestling
1972 Men's Golf Team

Inducted February 2006

Dan Schneider '73 — Football
Barry Oman '74 — Football
Marlana Tice '87 — Women's Basketball

The Thiel College Athletic Hall of Fame

The purpose of the Thiel College Athletic Hall of Fame is to recognize the individuals or teams who have brought distinction, honor and excellence to Thiel College in the field of athletic endeavor. Athletes, teams or coaches may be nominated for induction. Managers, trainers or others associated with Thiel athletics are eligible for a Meritorious Service and Commitment Award.

Hall of Fame Eligibility Requirements

An athlete must have earned two letters in one sport or one letter in two or more sports. The athlete will not be considered until 10 years after his or her graduation date from Thiel College.

A coach or athletic administrator must have retired or left the college at least five years prior to consideration.

A team may be selected at any time, beginning 10 years after the season for which it is being recognized.